ADVANCE

ALWAYS IN ADVANCE

SOLID TYRES
FLATPROOF TYRES
INDUSTRIAL TYRES
RUBBER AIR SPRING
AGRICULTURAL TYRES
TRUCK-BUS TYRES （RADIAL & BIAS）
OFF-THE-ROAD TYRES （RADIAL & BIAS）

Distributed By:

MR ENTERPRISES GMBH

GUIZHOU TYRE CO., LTD.
GUIZHOU TYRE I/E CO., LTD.

Http://www.advancetyre.biz

MANUFACTURER

2012

Brief Introduction

Guizhou Tyre Co., Ltd. is one of the Chinese leading tyre manufactures, the home of “ADVANCE” brand. We are the OE supplier of some famous equipment manufactures, producing five categories and nearly one thousand kinds and sizes of Truck tyres, OTR tyres Industrial tyres, Agricultural tyres and Solid tyres. GTC has obtained ISO/TS 16949, ISO 9001, ISO 14001, DOT certification, E-mark certification in Europe Gulf standard GCC certification, Indonesia SNI certification and Brazil INMETRO certification.

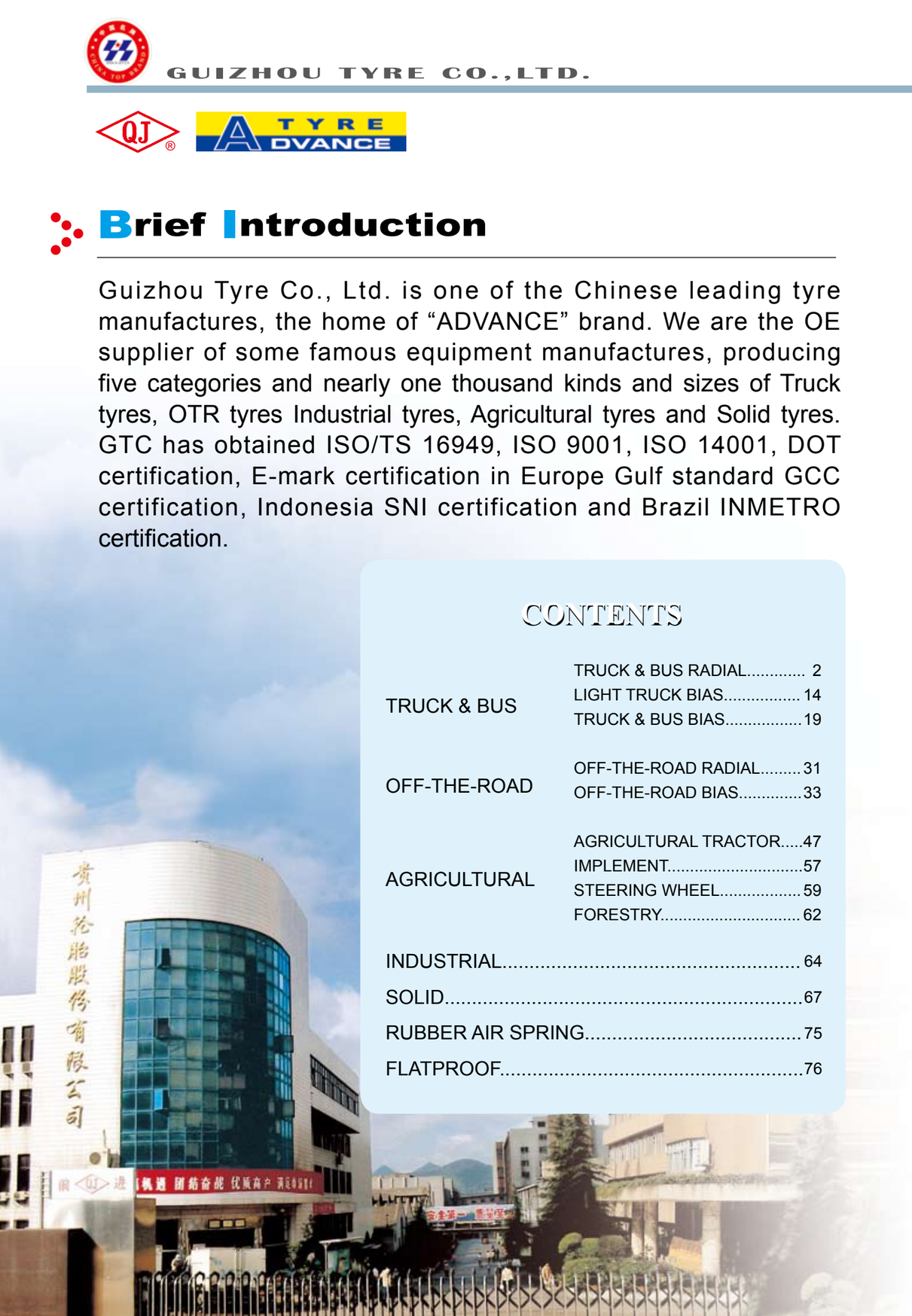

CONTENTS

TRUCK & BUS
- TRUCK & BUS RADIAL..... 2
- LIGHT TRUCK BIAS..... 14
- TRUCK & BUS BIAS.....19

OFF-THE-ROAD
- OFF-THE-ROAD RADIAL.....31
- OFF-THE-ROAD BIAS.....33

AGRICULTURAL
- AGRICULTURAL TRACTOR.....47
- IMPLEMENT.....57
- STEERING WHEEL.....59
- FORESTRY.....62

INDUSTRIAL.....64

SOLID.....67

RUBBER AIR SPRING.....75

FLATPROOF.....76

Guideline on how to use tyres

1. Tyre and Rim

(1) Check carefully before tyre mounting to see if the rim sizes are identical to those marked on sidewalls.
(2) The tyre should be fitted as much as possible to standard rims or allowable rim range.
(3) The tyre should not be fitted to deformed rims or non-conformity rims.
Warning:
Deformed rims or non-conformity rims will result in premature tyre toe failure or blow out to hurt People.

2. Inflated Pressure

(1) Rules should be followed to inflate the tyre (Figure1)
(2)It is not appropriate to inflate the tyre over pressure and then release the air to standard pressure.
(3)Check the tyre pressure regularly and replenish when the air pressure is not found Sufficient.
Warning:
Tyre under-pressure will cause decreased loading capacity, easy cord breaking and dangerous blow out ,Tyre overpressure will cause cord strength loss and dangerous blow out.

3. Load

(1) Select the tyre of corresponding ply rating and load based on the vehicle's standard loading capacity.
(2) The tyre of low ply rating can not bear high load. The tyre load can not be increased by the increase of inflated pressure.
(3) The load should be distributed evenly on the vehicle. (Figure2)
Warning:
Overload will cause a serious injury to the tyre or the people. The vehicle with the load unevenly distributed will cause some of tyres serious overload, which is one of the factors causing accidents.

4. Speed

The tyre should match the vehicle in operating speed and operate in the range of specified speed for vehicle.
Warning:
Over speed will cause quicker tread wear, rapid heat build up, tyre strength deterioration, separations and even tyre blow out.

5. Tyre Mounting

(1) Tyres of same specifications, ply ratings and tread patterns must be mounted on the same axle. The original tyre differs from the replaced tyre in height not more than 3%.
(2)Dual tyre rim ventilating holes should be in alignment with each other. Tyre valves should be positioned at 180^0 to each other. Dual spacing should be more than 20mm under static load.
(3) Tyre toe-in should be adjusted to a standard value.
(4) When the old tube is used, its outer circumference should not be over 92% of the inner circumference of the tyre. It is recommended that the old tube with more than 2 repair patches should not remain in use.
(5) The rim should be tightly and evenly bolted into position.
(6) As to tyres of directional tread patterns, the direction marked on sidewalls should be identical to the direction of vehicle travel.
Warning:
Tyres of different specifications, ply ratings and tread patterns mounted on the same axle will deteriorate comprehensive tyre performances. Smaller dual spacing will cause easy heat build up due to the friction between two tyres and cause premature tyre failure. The tyre toe-in poorly adjusted will cause vehicle's poor directivity, tyre side slip, severe tread wear and increased fuel cost. Too big circumference of the old tube will cause the tube folded inside the tyre and tyre blow out.

6. Pre-ride of Tyres

When new tyres have been mounted, the pre-ride should be taken below 50km/h for 200km for normal tyres .Through the pre-ride new tyres will adapt to deformation, remove the stress caused during manufacturing, decrease heat build up and extend tyre performance life.

7. Others

(1) Quick start up, urgent braking, sharp turning, striking by sharp obstacles, contacts with corrosives and oil contaminants, operation in high temperature, etc. will cause premature tyre failures.
(2) Tyres should be well maintained and regularly shifted (Figure 3). The sharp obstacles punctured into tyres or the stones clogged in tread channels should be removed immediately.
(3) When the tyre tread has worn out to the extent specified, stop using it.
(4) If there is any problem regarding tyre quality, please do not hesitate to contact the tyre dealers or us to enable solving the problems immediately.

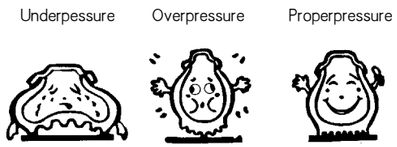

Figure 1



Figure 2

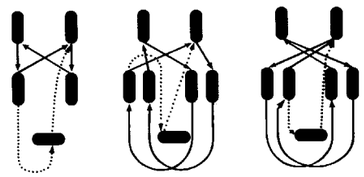

Figure 3

Brief Introduction

Guizhou Tyre Co., Ltd. is one of the Chinese leading tyre manufactures, the home of “ADVANCE” brand. We are the OE supplier of some famous equipment manufactures, producing five categories and nearly one thousand kinds and sizes of Truck tyres, OTR tyres Industrial tyres, Agricultural tyres and Solid tyres. GTC has obtained ISO/TS 16949, ISO 9001, ISO 14001, DOT certification, E-mark certification in Europe Gulf standard GCC certification, Indonesia SNI certification and Brazil INMETRO certification.

CONTENTS

TRUCK & BUS
- TRUCK & BUS RADIAL..... 2
- LIGHT TRUCK BIAS..... 14
- TRUCK & BUS BIAS.....19

OFF-THE-ROAD
- OFF-THE-ROAD RADIAL.....31
- OFF-THE-ROAD BIAS.....33

AGRICULTURAL
- AGRICULTURAL TRACTOR.....47
- IMPLEMENT.....57
- STEERING WHEEL.....59
- FORESTRY.....62

INDUSTRIAL..... 64

SOLID.....67

RUBBER AIR SPRING.....75

FLATPROOF.....76

SIZE & PATTERN LIST FOR RADIAL TRUCK & BUS TYRES

		SIZE \ PATTERN	GL257A	GL258A	GL659A	GL661A	GL662A	GL663D	GL665A	GL266D	GL268D	GL969A	GL671A	GL672D	GL073A	GL274A	GL276A	GL679A	GL681D	GL282A	GL283A	GL283A+	GL285T	GL286T	GL687D	GL288A	GL689A	GL090A	GL291A	GL992A	GL293D	GL296A	GL697A	GL298T	GL299T	GL828A	GL904	GL905	GL907A	GL908A	GL909A	GL982	GL912A
LIGHT TRUCK RADIAL TYRES	TT	6.50R16											*																														
		7.00R16						*					*	*																													
		7.50R16						*					*	*				*				*					TBA													TBA			
		8.25R16						*					*	*				*				*					TBA													*			
	TL	215/75R17.5																			*																						
		235/75R17.5																			*																						
TRUCK AND BUS RADIAL TYRES	TT	7.50R20											*								*																						
		8.25R20						*					*	*		*						*																		*			
		9.00R20						*				*	*			*			*			*			*		*																
		10.00R20						*			*	*	*	*		*	*		*			*			*	*	*			*										*			
		11.00R20						*			*	*	*	*		*			*			*			*	*	*			*	*				*					*			*
		12.00R20						*			*	*	*		*	*			*			*			*	*	*			*	*			*					TBA	*			*
	TL	8R19.5																			*																						
		225/70R19.5									*										*																						
		245/70R19.5									*										*																						
		265/70R19.5																			*																						
		9R22.5														*						*																					
		10R22.5														*						*																					
		11R22.5					TBA		*	*	*		*			*	*				*	*	*			*				*	*										*		
		11R24.5								*	*		*								*		*								*										TBA		
		12R22.5		TBA			TBA		*		*		*			*				TBA		*			*	*				*	*										TBA		
		13R22.5							*		*		*									*				*				*													
		255/70R22.5																			*																						
		275/70R22.5																			*																						
		295/75R22.5								*	*										*		*								*												
		285/75R24.5								*	*										*		*								*												
		275/80R22.5																			*																						
		295/80R22.5	TBA				TBA		*		*									TBA												*											
		315/80R22.5					TBA		*		*									TBA					*							*											
		385/65R22.5																						*			*																
		425/65R22.5																						TBA																			
OVERLOADING TBR TYRES	TT	7.50R16																															*										
		8.25R16																															*										
		8.25R20																															*										
		10.00R20			TBA																																						
		11.00R20			TBA																												*										
		12.00R20			*																												*										
		12.00R24																											*														
	TL	12R22.5			TBA																																						
		13R22.5			TBA																																						
SPECIAL USE TBR TYRES	Cement mixer truck, Pump truck	12R22.5							*																																		
		315/80R22.5							*																																		
	Mobile crane	12.00R24 TT																																									
		385/95R25 TL																																			*						
		445/95R25 TL																																				*					
	City bus	11R22.5																																		*							
		275/70R22.5																																		*							
HEAVY-DUTY TBR TYRES		14.00R20				TBA									*																												TBA
		15.5R20													*																												
		16.00R20													*																												
		12.00R24																																				TBA		*			
		13.00R24																																							*		
		14.00R24																																							*		TBA
		13.00R25																																									*
		14.00R25																																									TBA
		385/95R24																																			*						
		385/95R25																																			*						

NOTE: TBA= To Be Available

SIZE & PATTERN LIST FOR RADIAL OTR TYRES

SIZE \ PATTERN	GL901	GL902	GL903	GL906	GL907
18.00R25	●				
23.5R25		●			
18.00R25	●				●
17.5R25			●		
20.5R25		●			
23.5R25		●			
26.5R25		●			
29.5R25		●		●	

PATTERN APPLICATION

Wheel Position \ Use	Mid/Long Haul	Mid/Short Haul		Off Road
		Mixed road	Mining Use	
All-Position	GL257A GL258A GL274A GL276A GL282A GL283A GL288A GL291A GL296A	GL659A GL661A GL662A GL665A GL671A GL689A GL679A GL678A GL697A	GL969A GL992A GL907A GL908A GL909A GL912A	GL073A
Driver Wheel	GL266D GL268D GL293D	GL663D GL672D GL681D GL687D		
Trailer Wheel	GL285T GL286T GL298T GL299T			
Mid/Short Haul bus	GL828A			
OTR	Hiway in high speed		Off the road/ Smooth road	
	GL904 GL905		GL901 GL902 GL903 GL906 GL907	

BIAS TRUCK AND BUS TYRES

BIAS TRUCK TYRES FOR SPECIAL USE

PART. No.	CAT. No.	ERP No.	Tyre Size	Ply Rating	Tyre Type	Pattern	Section Width		Overall Diameter		Max. Speed		Infl. Pressure		Max. Load		Design Rim Width	Tyre Valve	Tread Depth	
							mm	ins	mm	ins	km/h	mph	kPa	psi	kg	Lbs			(mm)	(32nds)
		11AGY013	15.5-20	22	TT	E-2D	425	16.7	1260	49.6	70	44	700	102	5500	12125	12.00	Z1-01-8	18.0	22.7
		11AGY015	16.00-20	28	TT	E-2F	438	17.2	1343	52.9	70	44	625	91	5500	12125	10.00	Z1-01-8	22.0	27.7
		11AGY042	16.00-20	32	TT	E-2F	438	17.2	1343	52.9	70	44	675	98	6000	13230	10.00	Z1-01-8	22.0	27.7
		11AGY038	15.5-20	22	TT	E-2G	530	20.9	1300	51.2	70	44	700	102	5500	12125	12.00	Z1-01-8	18.0	22.7
		11AGY034	1300X530-533	12	TT	E-2G	530	20.9	1300	51.2	50	30	400	58	4050	8930	440X533	Z1-01-4	24.0	30.2
		11AGY040	1300X530-533	14	TT	E-2G	530	20.9	1300	51.2	50	30	475	69	4500	9920	440X533	Z1-01-4	24.0	30.2
		11AGY045	1300X530-533	16	TT	E-2G	530	20.9	1300	51.2	50	30	525	76	4775	10525	440X533	Z1-01-4	24.0	30.2
		11AGY044	1300X530-533*	20	TT	E-2G	530	20.9	1300	51.2	15	10	570	83	5980	13185	440X533	Z1-01-4	24.0	30.2
		11AGY041	1300X530-533	20	TT	E-2G	530	20.9	1300	51.2	15	10	570	83	5980	13185	440X533	Z1-01-4	24.0	30.2
		11AGY014	1500X600-635*	14	TT	E-2G	600	23.6	1500	59.1	85	53	380	55	5750	12675	500X635	Z1-01-8	30.0	37.8
		11AGY036	1500X600-635	14	TL	E-2G	600	23.6	1500	59.1	85	53	380	55	5750	12675	500X635	Z1-01-8	30.0	37.8
		11AGY017	1500X600-635	18	TT	E-2G	600	23.6	1500	59.1	85	53	470	68	6500	14330	500X635	Z1-01-8	30.0	37.8
		11AGY027	1500X600-635	22	TT	E-2G	600	23.6	1500	59.1	85	53	550	80	7050	15540	500X635	Z1-01-8	30.0	37.8
		11AGO068	1600X600-685*	24	TT	E-2G	600	23.6	1600	63.0	80	50	440	64	7900	17415	500X685	Z1-01-8	30.0	37.8
		A1AGY001	13.00-20*	18	TT	E-2J	367	14.4	1200	47.2	90	55	600	87	3970	8750	10.00	Z1-01-8	20.0	25.2
		A1AGY002	13.00-20	20	TT	E-2J	367	14.4	1200	47.2	90	55	700	102	4365	9625	10.00	Z1-01-8	20.0	25.2
		11AGY039	1200X500-508	16	TT	E-2L	500	19.7	1200	47.2	90	55	500	73	4400	9700	388-508	Z1-01-4	23.0	29.0
		11AGO143	16.00-20	28	TT	E-2K	438	17.2	1343	52.9	70	44	625	91	5500	12125	10.00	Z1-01-8	22.0	27.7
		11AGO141	16.00-20	32	TT	E-2K	438	17.2	1343	52.9	70	44	675	98	6000	13230	10.00	Z1-01-8	22.0	27.7

OFF-THE-ROAD TYRES

USES AND CHARACTERISTICS OF OFF-THE-ROAD TYRES

The qualities which off-the-road tyres must possess differ somewhat according to the function they must serve and the type of vehicles on which they are mounted.

These differences are outlined in Table.

Table 1

Type	Function	Vehicles	Main characteristics required
Earthmover	Transporting		Cut-resistance Wear-resistance Heat-resistance Shock burst-resistance
Load and dozer	Loading and dozing		Cut-resistance Wear-resistance
Grader	Grading ,leveling		Traction Maneuverability(directioal stability)
High-speed vehicle	High-speed transpoting		Heat-resistance Wear-resistance Traction
Industrial	Handling	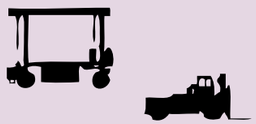	Wear-resistance Impact and Puncture resistance Heat-resistance

OFF-THE-ROAD

RADIAL OTR TYRES

Tyre Size	Ply Rating	Compound Code	Load Index	Speed Symbol	Type	Pattern	Overall Width (mm)	Overall Width (in.)	Overall Diameter (mm)	Overall Diameter (in.)	Infl. (kPa)	Infl. (psi)	Max. Load (kg)	Max. Load (lbs.)	Standard Rim	Tyre Valve	Tread Depth (mm)	Tread Depth (32nds)
HIGHWAY APPLICATION																		
385/95R24	☆☆☆	—	170	E	TT	GL904 (E-2)	385	15.2	1365	53.7	900	131	6000	13200	10.00W	TL	20.5	25.8
385/95R25	☆☆☆	—	170	E	TL	GL904(E-2)	385	15.2	1365	53.7	900	131	6000	13200	10.00/1.5	TL	20.5	25.8
445/95R25	☆☆	—	177	E	TL	GL905	436	17.2	1480	58.3	900	131	7300	16100	11.25/2.0	TL	25.5	32.1
GRADER																		
17.5R25	☆	1S	153	A8	TL	GL903 (G-2)	445	17.5	1360	53.5	300	44	3650	8050	14.00/1.5	TL	27.5	34.6
17.5R25	☆	2S	153	A8	TL	GL903 (G-2)	445	17.5	1360	53.5	300	44	3650	8050	14.00/1.5	TL	27.5	34.6
13.00R24	☆	1S	146	A8	TL	GL982 (G-2)	330	13.0	1296	51.0	375	54	3000	6600	8.00TG	TL	30.0	37.8
14.00R24	TG☆	—	153	A8	TL	GL982 (G-2)	360	14.2	1360	53.5	375	54	3650	8050	8.00TG	TL	28.5	35.9
14.00R24	☆	—	165	A8	TL	GL982 (G-2)	376	14.8	1360	53.5	625	91	5150	11400	10.00VA	TL	28.5	35.9
LOADERS																		
17.5R25	☆	2S	176	A2	TL	GL903 (L-2)	445	17.5	1360	53.5	500	73	7100	15700	14.00/1.5	TL	27.5	34.6
20.5R25	☆	2S	186	A2	TL	GL902 (L-3)	532	20.9	1482	58.3	500	73	9500	20900	17.00/2.0	TL	33.0	41.6
23.5R25	☆	2S	195	A2	TL	GL902 (L-3)	617	24.3	1637	64.4	500	73	12100	26700	19.50/2.5	TL	40	50.4
23.5R25	☆	2S	195	A2	TT	GL902 (L-3)	617	24.3	1637	64.4	500	73	12100	26700	19.50/2.5	TT	40	50.4
26.5R25	☆	2S	202	A2	TL	GL902 (L-3)	675	26.6	1755	69.1	500	73	15000	33100	22.00/3.0	TL	45.5	57.3
29.5R25	☆	2S	208	A2	TL	GL902(L-3)	770	30.3	1880	74.0	500	73	18000	38700	25.00/3.5	TL	50.0	63.0
26.5R25	☆	3S	202	A2	TL	GL902 (L-3)	675	26.6	1755	69.1	500	73	15000	33100	22.00/3.0	TL	45.5	57.3
29.5R25	☆	3S	208	A2	TL	GL902(L-3)	770	30.3	1880	74.0	500	73	18000	38700	25.00/3.5	TL	50.0	63.0
EARTHMOVERS																		
13.00R25	☆☆☆	2S	163	B	TL	GL912(E-3)	354	13.9	1300	51.2	700	102	4875	10750	8.50	TL	24.5	30.9
14.00R25	☆☆☆	2S	182	A2	TT	GL912(E-3)	365	14.4	1365	53.7	950	138	8500	18740	10.00	TT	26.0	32.8
14.00R24	☆☆☆	2S	182	A2	TT	GL912(E-3)	365	14.4	1365	53.7	950	138	8500	18740	10.00	TT	26.0	32.8
14.00R24	☆☆	2S	168	B	TT/TL	GL982 (E-2)	376	14.8	1360	53.5	700	102	5600	12300	10.00W	TT/TL	28.5	35.9
18.00R25	☆☆	1S	185	B	TL	GL901 (E-3)	505	19.9	1622	63.9	700	102	9250	20400	13.00/2.5	TL	34.5	43.5
18.00R25	☆☆	1S	185	B	TT	GL901 (E-3)	505	19.9	1622	63.9	700	102	9250	20400	13.00/2.5	TT	34.5	43.5
23.5R25	☆☆	1S	185	B	TL	GL902(E-3)	617	24.3	1637	64.4	525	76	9250	20400	19.50/2.5	TL	40.0	50.4
23.5R25	☆☆	1S	185	B	TT	GL902(E-3)	617	24.3	1637	64.4	525	76	9250	20400	19.50/2.5	TT	40.0	50.4
26.5R25	☆☆	1S	193	B	TL	GL902(E-3)	675	26.6	1755	69.1	525	76	11500	25400	22.00/3.0	TL	45.5	57.3
29.5R25	☆☆	1S	200	B	TL	GL902(E-3)	770	30.3	1880	74.0	525	76	14000	30900	25.00/3.5	TL	50.0	63.0
29.5R25	☆☆	1S	200	B	TL	GL906(E-4)	770	30.3	1921	75.6	525	76	14000	30900	25.00/3.5	TL	57.0	71.8
18.00R25	☆☆	2S	185	B	TL	GL901 (E-3)	505	19.9	1622	63.9	700	102	9250	20400	13.00/2.5	TL	34.5	43.5
18.00R25	☆☆	2S	185	B	TT	GL901 (E-3)	505	19.9	1622	63.9	700	102	9250	20400	13.00/2.5	TT	34.5	43.5
20.5R25	☆☆	2S	177	B	TL	GL902(E-3)	532	20.9	1482	58.3	525	76	7300	16090	17.00/2.0	TL	33.0	41.6
23.5R25	☆☆	2S	185	B	TL	GL902(E-3)	617	24.3	1637	64.4	525	76	9250	20400	19.50/2.5	TL	40.0	50.4
23.5R25	☆☆	2S	185	B	TT	GL902(E-3)	617	24.3	1637	64.4	525	76	9250	20400	19.50/2.5	TT	40.0	50.4
26.5R25	☆☆	2S	193	B	TL	GL902(E-3)	675	26.6	1755	69.1	525	76	11500	25400	22.00/3.0	TL	45.5	57.3
29.5R25	☆☆	2S	200	B	TL	GL902(E-3)	770	30.3	1880	74.0	525	76	14000	30900	25.00/3.5	TL	50.0	63.0
29.5R25	☆☆	2S	200	B	TL	GL906(E-4)	770	30.3	1921	75.6	525	76	14000	30900	25.00/3.5	TL	57.0	71.8
650/65R25	☆	1S	169	A8	TL	GL906	640	25.2	1480	58.3	325	47	5800	12790	19.50/2.5	TL	41.0	51.7
650/65R25	☆	2S	169	A8	TL	GL906	640	25.2	1480	58.3	325	47	5800	12790	19.50/2.5	TL	41.0	51.7
IND-3																		
23.5R25	☆☆☆	—	208	A5	TL	GL902	622	24.5	1637	64.4	780	113	18000	38700	19.50/2.5	TL	41.0	51.7
26.5R25	☆☆	—	213	A5	TL	GL902	675	26.6	1755	69.1	690	100	20600	45400	22.00/3.0	TL	45.5	57.3
26.5R25	☆☆☆	—	217	A5	TL	GL902	675	26.6	1755	69.1	780	113	23000	50700	22.00/3.0	TL	45.5	57.3
29.5R25	☆☆☆	—	224	A5	TL	GL902	777	30.6	1881	74.1	780	113	28000	61500	25.00/3.5	TL	50.0	63.0
IND-4																		
29.5R25	☆☆☆	—	224	A5	TL	GL906	768	30.2	1803	71.0	780	113	28000	61500	25.00/3.5	TL	57.0	71.8
14.00R24	☆☆☆	—	193	A5	TT	GL907	382	15.0	1413	55.6	1000	145	12150	26800	10.0/10.00W	TT	63.0	79.4
18.00R25	☆☆☆	—	207	A5	TL	GL907	508	20.0	1655	65.2	1000	145	17500	38600	13.00/2.5	TL	34.5	43.5

COMPOUN D CODE: 1S: STANDARD
2S: CUT-RESISTANT
3S: HEAT-RESISTANT

OFF-THE-ROAD

BIAS OTR TYRES

BIAS OTR (DUMPERS) TYRES FOR OPEN-PIT MINING SERVICE

PART. No.	CAT. No.	ERP No.	Tyre Size	Ply Rating	Speed Symbol	Tyre Type	Pattern	Section Width		Overall Diameter		Max.Speed		Infl. Pressure		Max. Load		Design Rim Width	Tyre Valve	Tread Depth	
								mm	ins	mm	ins	km/h	mph	kPa	psi	kg	Lbs			(mm)	(32nds)
	A3GGO040		16.00-25	28	B/*A2	TL	E-3J	430	16.9	1490	58.7	50/*10	30/*5	575/*750	83/*109	6700/*11500	14800/*25400	11.25	TL	28.5	35.9
	A3GGO041		16.00-25	32	B/*A2	TL	E-3J	430	16.9	1490	58.7	50/*10	30/*5	650/*875	94/*127	7300/*12500	16100/*27600	11.25	TL	28.5	35.9
	A3GGO042		16.00-25	36	B/*A2	TL	E-3J	430	16.9	1490	58.7	50/*10	30/*5	725/*975	105/*141	7750/*13600	17100/*30000	11.25	TL	28.5	35.9
		11AGO011	14.00-24	16	B/*A2	TT	E-3	375	14.8	1370	53.9	50/*10	30/*5	375/*550	54/*80	4000/*7300	8800/*16100	10.00	Z1-01-8	26.0	32.8
		11AGO013	14.00-24	20	B/*A2	TT	E-3	375	14.8	1370	53.9	50/*10	30/*5	475/*700	69/*102	4625/*8500	10200/*18700	10.00	Z1-01-8	26.0	32.8
		11AGO151	14.00-24	24	B/*A2	TT	E-3	375	14.8	1370	53.9	50/*10	30/*5	575/*850	83/*123	5150/*9500	11400/*20900	10.00	Z1-01-8	26.0	32.8
		11AGO009	13.00-25	26	B/*A2	TT	E-3	335	13.2	1300	51.2	50/*10	30/*5	650/*975	94/*141	4400/*5600	9700/*12300	8.5	Z1-01-8	27.0	34.0
		11AGO010	13.00-25	28	B/*A2	TT	E-3	335	13.2	1300	51.2	50/*10	30/*5	700/*1050	102/*152	4600/*5850	10150/*12900	8.5	Z1-01-8	27.0	34.0
A1UGO016 ①		A1AGO193	16.00-25	28	B/*A2	TL	E-3	430	16.9	1490	58.7	50/*10	30/*5	575/*750	83/*109	6700/*11500	14800/*25400	11.25	TL	28.5	35.9
A1TGO017		A1AGO192	16.00-25	32	B/*A2	TL	E-3	430	16.9	1490	58.7	50/*10	30/*5	650/*875	94/*127	7300/*12500	16100/*27600	11.25	TL	28.5	35.9
		11AGO029	16.00-25	24	B/*A2	TT	E-3	430	16.9	1490	58.7	50/*10	30/*5	475/*650	69/*94	6000/*10600	13200/*23400	11.25	Z1-01-8	28.5	35.9
		11AGO030	16.00-25	28	B/*A2	TT	E-3	430	16.9	1490	58.7	50/*10	30/*5	575/*750	83/*109	6700/*11500	14800/*25400	11.25	Z1-01-8	28.5	35.9
		A1AGO011	16.00-25	24	B/*A2	TL	E-3	430	16.9	1490	58.7	50/*10	30/*5	475/*650	69/*94	6000/*10600	13200/*23400	11.25	TL	28.5	35.9
		11AGO042	18.00-25	28	B/*A2	TT	E-3A	495	19.5	1615	63.6	50/*10	30/*5	500/*650	73/*94	8000/*13600	17600/*30000	13.00	Z1-01-8	30.0	37.8
	13GGO009	11AGO043	18.00-25	32	B/*A2	TT	E-3A	495	19.5	1615	63.6	50/*10	30/*5	575/*750	83/*109	8750/*15000	19300/*33100	13.00	Z1-01-8	30.0	37.8
		11AGO131	18.00-25	28	B/*A2	TL	E-3A	495	19.5	1615	63.6	50/*10	30/*5	500/*650	73/*94	8000/*13600	17600/*30000	13.00	TL	30.0	37.8
A3CGO010	A3GGO056	11AGO132	18.00-25	32	B/*A2	TL	E-3A	495	19.5	1615	63.6	50/*10	30/*5	575/*750	83/*109	8750/*15000	19300/*33100	13.00	TL	30.0	37.8
		11AGO124	18.00-25	36	B/*A2	TT	E-3A	495	19.5	1615	63.6	50/*10	30/*5	625/*850	91/*123	9250/*16000	20400/*35300	13.00	Z1-01-8	30.0	37.8
		11AGO133	18.00-25	36	B/*A2	TL	E-3A	495	19.5	1615	63.6	50/*10	30/*5	625/*850	91/*123	9250/*16000	20400/*35300	13.00	TL	30.0	37.8
		11AZK042	14.00-20	20	B	TT	E-3C	375	14.8	1266	49.8	50	30	770	111.7	5225	11519	10.00	Z1-01-8	25.0	31.5
		11AZK046	14.00-20	24	B	TT	E-3C+	375	14.8	1266	49.8	50	30	890	129.1	5600	12346	10.00	Z1-01-8	36.0	45.4
		11AZK034	14.00-20	24	B	TT	E-3C	375	14.8	1266	49.8	50	30	890	129.1	5600	12346	10.00	Z1-01-8	25.0	31.5
		11AGO149	13.00-25	28	B/*A2	TT	E-3C	340	13.4	1300	51.2	50	30	700	101.5	4600	10141	8.50	DG09C	26.0	32.8
		11AGK006	14.00-24	24	B/*A2	TT	E-3C	375	14.8	1370	53.9	50/*10	30/*5	575/*850	83/*123	5150/*9500	11400/*20900	10.00	Z1-01-8	26.5	33.4
		11AGK007	14.00-24	28	B/*A2	TT	E-3C	375	14.8	1370	53.9	50/*10	30/*5	650/*925	94/*134	5600/*10000	12300/*22000	10.00	Z1-01-8	26.5	33.4
		11AGO117	14.00-24	24	B/*A2	TT	E-3D	375	14.8	1370	53.9	50/*10	30/*5	575/*850	83/*123	5150/*9500	11400/*20900	10.00	Z1-01-8	30.0	37.8
		A1AGO031	18.00-25	32	B/*A2	TL	E-3G	495	19.5	1615	63.6	50/*10	30/*5	575/*750	83/*109	8750/*15000	19300/*33100	13.00	TL	35.0	44.1
		11AGO144	21.00-33	32	B	TT	E-3K	575	22.6	1970	77.6	50	30	500	73	10300	22700	15.00	Z1-01-10	36.5	46.0
		A1AGO152	14.00-24	24	B/*A2	TT	E-3L	375	14.8	1370	53.9	50/*10	30/*5	575/*850	83/*123	5150/*9500	11400/*20900	10.00	Z1-01-8	28.3	35.7

NOTE: ① ***More PART.No.s are:*** *A1TGO018*

OFF-THE-ROAD

BIAS OTR TYRES

BIAS OTR (DUMPERS) TYRES FOR OPEN-PIT MINING SERVICE

PART. No.	CAT. No.	ERP No.	Tyre Size	Ply Rating	Speed Symbol	Tyre Type	Pattern	Section Width		Overall Diameter		Max.Speed		Infl. Pressure		Max. Load		Design Rim Width	Tyre Valve	Tread Depth	
								mm	ins	mm	ins	km/h	mph	kPa	psi	kg	Lbs			(mm)	(32nds)
		A1AGO185	14.00-24	28	B/*A2	TT	E-3L	375	14.8	1370	53.9	50/*10	30/*5	650/*925	94/*134	5600/*10000	12300/*22000	10.00	Z1-01-8	28.3	35.7
		A1AGO178	14.00-24	32	B/*A2	TT	E-3L	375	14.8	1370	53.9	50/*10	30/*5	725/*1000	105/*145	6000/*10500	13200/*23150	10.00	Z1-01-8	28.3	35.7
		A1AGO153	18.00-25	32	B/*A2	TT	E-3L	495	19.5	1615	63.6	50/*10	30/*5	575/*750	83/*109	8750/*15000	19300/*33100	13.00/2.5	Z1-01-8	33.1	41.7
	13GGO011	A1AGO165	18.00-25	36	B/*A2	TT	E-3L	495	19.5	1615	63.6	50/*10	30/*5	625/*850	91/*123	9250/*16000	20400/*35300	13.00/2.5	Z1-01-8	33.1	41.7
		A1AGO163	18.00-33	32	B/*A2	TL	E-3L	495	19.5	1820	71.7	50/*10	30/*5	575/*750	83/*109	10000/*17500	22000/*38600	13.00/2.5	TL	34.0	42.8
	A3GGO073	11AGO147	21.00-33	32	B	TT	E-3L	575	22.6	1970	77.6	50	30	500	73	10300	22700	15.00	Z1-01-10	36.5	46.0
	A3GGO074	A1AGO188	21.00-33	32	B	TL	E-3L	575	22.6	1970	77.6	50	30	500	73	10300	22700	15.00	Z1-01-10	36.5	46.0
		A1AGO195	24.00-35	48	B/*A2	TL	E-3L	650	25.6	2130	83.9	50/*10	30/*5	650/*850	94/*123	18500/*31500	40800/*69500	17.00/3.5	TL	41.1	51.8
A3CGO011①	A3GGO016	A1AGO040	18.00-33	32	B/*A2	TL	E-4	495	19.5	1875	73.8	50/*10	30/*5	575/*750	83/*109	10000/*17500	22000/*38600	13.00	TL	55.0	69.3
	A3GGO071	A1AGO042	18.00-33	36	B/*A2	TL	E-4	495	19.5	1875	73.8	50/*10	30/*5	625/*850	91/*123	10600/*18500	23400/*40800	13.00	TL	55.0	69.3
		11AGO012	14.00-24	16	B/*A2	TT	E-4A	375	14.8	1370	53.9	50/*10	30/*5	375/*550	54/*80	4000/*7300	8800/*16100	10.00	Z1-01-8	30.0	37.8
	A3GGO076	11AGO014	14.00-24	20	B/*A2	TT	E-4A	375	14.8	1370	53.9	50/*10	30/*5	475/*700	69/*102	4625/*8500	10200/*18700	10.00	Z1-01-8	30.0	37.8
		11AGO016	14.00-24	24	B/*A2	TT	E-4A	375	14.8	1370	53.9	50/*10	30/*5	575/*850	83/*123	5150/*9500	11400/*20900	10.00	Z1-01-8	30.0	37.8
A3IGO050	A3GGO069	A1AGO032	18.00-25	32	B/*A2	TL	E-4B	495	19.5	1675	65.9	50/*10	30/*5	575/*750	83/*109	8750/*15000	19300/*33100	13.00	TL	54.0	68.0
A3IGO051	A3GGO070	11AGO129	18.00-25	36	B/*A2	TL	E-4B	495	19.5	1675	65.9	50/*10	30/*5	625/*850	91/*123	9250/*16000	20400/*35300	13.00	TL	54.0	68.0
		A1AGO057	21.00-35	32	B/*A2	TL	E-4B	575	22.6	2050	80.7	50/*10	30/*5	500/*650	73/*94	12100/*21200	26700/*46700	15.00	TL	55.0	69.3
	A3GGO051	A1AGO058	21.00-35	36	B/*A2	TL	E-4B	575	22.6	2050	80.7	50/*10	30/*5	550/*750	80/*109	12850/*23000	28300/*50700	15.00	TL	55.0	69.3
	A3GGO015	A1AGO060	21.00-35	40	B/*A2	TL	E-4B	575	22.6	2050	80.7	50/*10	30/*5	625/*825	94/*120	14000/*24300	30900/*53600	15.00	TL	55.0	69.3
		A1AGO041	18.00-33	32	B/*A2	TL	E-4D	495	19.5	1875	73.8	50/*10	30/*5	575/*750	83/*109	10000/*17500	22000/*38600	13.00	TL	55.0	69.3
		A1AGO043	18.00-33	36	B/*A2	TL	E-4D	495	19.5	1875	73.8	50/*10	30/*5	625/*850	91/*123	10600/*18500	23400/*40800	13.00	TL	55.0	69.3
		A1AGO059	21.00-35	36	B/*A2	TL	E-4G	575	22.6	2050	80.7	50/*10	30/*5	550/*750	80/*109	12850/*23000	28300/*50700	15.00	TL	55.0	69.3
		A1AGO061	21.00-35	40	B/*A2	TL	E-4G	575	22.6	2050	80.7	50/*10	30/*5	625/*825	94/*120	14000/*24300	30900/*53600	15.00	TL	55.0	69.3
	A3GGO080	11AGO106	21.00-35	36	B/*A2	TL	E-4H	575	22.6	2050	80.7	50/*10	30/*5	550/*750	80/*109	12850/*23000	28300/*50700	15.00	TL	42.0	52.9
		A1AGO201	21.00-35	40	B/*A2	TL	E-4H	575	22.6	2050	80.7	50/*10	30/*5	625/*825	94/*120	14000/*24300	30900/*53600	15.00	TL	42.0	52.9
		A1AGO148	24.00-35	42	B/*A2	TL	E-4J	650	25.6	2175	85.6	50/*10	30/*5	550/*750	80/*109	16500/*29000	36480/*64000	17.00/3.5	TL	62.7	79.0
	13GGO010	A1AGO168	18.00-25	40	B/*A2	TT	E-4J	495	19.5	1675	65.9	50/*10	30/*5	700/*950	102/*138	9750/*17000	21500/*37500	13.00/2.5	Z1-01-8	56.3	70.9
		A1AGO156	18.00-33	32	B/*A2	TL	E-4J	495	19.5	1875	73.8	50/*10	30/*5	575/*750	83/*109	10000/*17500	22000/*38600	13.00	TL	55.1	69.4
		A1AGO200	18.00-33	36	B/*A2	TL	E-4J	495	19.5	1875	73.8	50/*10	30/*5	625/*850	91/*123	10600/*18500	23400/*40800	13.00/2.5	TL	55.1	69.4
		A1AGO199	18.00-33	40	B/*A2	TL	E-4J	495	19.5	1875	73.8	50/*10	30/*5	700/*950	102/*138	11200/*20000	24700/*44100	13.00/2.5	TL	55.1	69.4
	A3GGO104	A1AGO155	21.00-35	36	B/*A2	TL	E-4J	575	22.6	2050	80.7	50/*10	30/*5	550/*750	80/*109	12850/*23000	28300/*50700	15.00/3.0	TL	55.9	70.4
	A3GGO014		24.00-35	42	B/*A2	TL	E-4J	650	25.6	2175	85.6	50/*10	30/*5	550/*750	80/*109	16500/*29000	36480/*64000	17.00/3.5	TL	62.7	79.0

NOTE: ① ***More PART.No.s are:*** *A3FGO002*

OFF-THE-ROAD

BIAS OTR TYRES

BIAS OTR (DUMPERS) TYRES FOR OPEN-PIT MINING SERVICE

PART. No.	CAT. No.	ERP No.	Tyre Size	Ply Rating	Speed Symbol	Tyre Type	Pattern	Section Width		Overall Diameter		Max.Speed		Infl. Pressure		Max. Load		Design Rim Width	Tyre Valve	Tread Depth	
								mm	ins	mm	ins	km/h	mph	kPa	psi	kg	Lbs			(mm)	(32nds)
		A1AGO180	24.00-35	48	B/*A2	TL	E-4J	650	25.6	2175	85.6	50/*10	30/*5	650/*850	94/*123	18500/*31500	40800/*69500	17.00/3.5	TL	62.7	79.0
	A3GGO052	A1AGO177	27.00-49	48	B/*A2	TL	E-4J	737	29.0	2702	106.4	50/*10	30/*5	575/*775	83/*112	25000/*43750	55100/*96500	19.50/4.0	TL	63.5	80.0
		A1AGK002	33.00-51	58	B/*A2	TL	E-4J	894	35.2	3061	120.5	50/*10	30/*5	575/*750	83/*109	35500/*61500	78500/*135500	24.00	TL	88.3	111.2

BIAS OTR (LOADERS) TYRES FOR OPEN-PIT MINING SERVICE

PART. No.	CAT. No.	ERP No.	Tyre Size	Ply Rating	Speed Symbol	Tyre Type	Pattern	Section Width		Overall Diameter		Max.Speed		Infl. Pressure		Max. Load		Design Rim Width	Tyre Valve	Tread Depth	
								mm	ins	mm	ins	km/h	mph	kPa	psi	kg	Lbs			(mm)	(32nds)
	A3GGO020		15.5-25	12	B/*A2	TL	E-3J	395	15.6	1275	50.2	50/*10	30/*5	250/*400	36/*58	3250/*5600	7150/*12300	12.00	TL	25.0	31.5
	A3GGO027		17.5-25	12	B/*A2	TL	E-3J	445	17.5	1350	53.1	50/*10	30/*5	225/*350	33/*51	3650/*6150	8050/*13600	14.00	TL	30.0	37.8
	A3GGO029		17.5-25	16	B/*A2	TL	E-3J	445	17.5	1350	53.1	50/*10	30/*5	300/*475	44/*69	4250/*7300	9350/*16100	14.00	TL	30.0	37.8
	A3GGO031		17.5-25	20	B/*A2	TL	E-3J	445	17.5	1350	53.1	50/*10	30/*5	400/*575	58/*83	5000/*8250	11000/*18200	14.00	TL	30.0	37.8
	A3GGO033		17.5-25	24	A2	TT	E-3J	445	17.5	1350	53.1	10	5	675	98	9000	19800	14.00	TL	30.0	37.8
	A3GGO035		20.5-25	16	B/*A2	TL	E-3J	520	20.5	1490	58.7	50/*10	30/*5	275/*350	40/*51	5450/*8250	12000/*18200	17.00	TL	32.0	40.3
	A3GGO037		20.5-25	20	B/*A2	TL	E-3J	520	20.5	1490	58.7	50/*10	30/*5	325/*450	46/*65	6000/*9500	13200/*20900	17.00	TL	32.0	40.3
	A3GGO039		20.5-25	50	A2	TL	E-3J	520	20.5	1490	58.7	10	5	1030	149	15900	35000	17.00	TL	32.0	40.3
	A3GGO022		23.5-25	16	B/*A2	TL	E-3J	595	23.4	1615	63.6	50/*10	30/*5	225/*300	33/*44	6150/*9500	8050/*20900	19.50	TL	35.0	44.1
	A3GGO023		23.5-25	20	B/*A2	TL	E-3J	595	23.4	1615	63.6	50/*10	30/*5	300/*375	44/*54	7300/*10900	16100/*24000	19.50	TL	35.0	44.1
	A3GGO043		26.5-25	28	B/*A2	TL	E-3J	675	26.6	1750	68.9	50/*10	30/*5	350/*475	51/*69	10000/*15500	22000/*34200	22.00	TL	38.0	47.9
	A3GGO019		15.5-25	12	B/*A2	TL	L-2E	395	15.6	1275	50.2	50/*10	30/*5	250/*400	36/*58	3250/*5600	7150/*12300	12.00	TL	25.0	31.5
	A3GGO021		15.5-25	16	B/*A2	TL	L-2E	395	15.6	1275	50.2	50/*10	30/*5	325/*475	47/*69	3750/*6150	8250/*13600	12.00	TL	25.0	31.5
	A3GGO028		17.5-25	12	B/*A2	TL	L-2E	445	17.5	1350	53.1	50/*10	30/*5	225/*350	33/*51	3650/*6150	8050/*13600	14.00	TL	30.0	37.8
	A3GGO030		17.5-25	16	B/*A2	TL	L-2E	445	17.5	1350	53.1	50/*10	30/*5	300/*475	44/*69	4250/*7300	9350/*16100	14.00	TL	30.0	37.8
	A3GGO032		17.5-25	20	B/*A2	TL	L-2E	445	17.5	1350	53.1	50/*10	30/*5	400/*575	58/*83	5000/*8250	11000/*18200	14.00	TL	30.0	37.8
	A3GGO034		20.5-25	12	B/*A2	TL	L-2E	520	20.5	1490	58.7	50/*10	30/*5	200/*250	29/*36	4500/*6700	9900/*14800	17.00	TL	28.5	35.9
	A3GGO036		20.5-25	16	B/*A2	TL	L-2E	520	20.5	1490	58.7	50/*10	30/*5	275/*350	40/*51	5450/*8250	12000/*18200	17.00	TL	28.5	35.9
	A3GGO038		20.5-25	20	B/*A2	TL	L-2E	520	20.5	1490	58.7	50/*10	30/*5	325/*450	46/*65	6000/*9500	13200/*20900	17.00	TL	28.5	35.9
	A3GGO024		23.5-25	12	B/*A2	TL	L-2E	595	23.4	1615	63.6	50/*10	30/*5	175/*225	25/*33	5300/*8000	11700/*17600	19.50	TL	30.5	38.4
	A3GGO025		23.5-25	16	B/*A2	TL	L-2E	595	23.4	1615	63.6	50/*10	30/*5	225/*300	33/*44	6150/*9500	8050/*20900	19.50	TL	30.5	38.4
	A3GGO026		23.5-25	20	B/*A2	TL	L-2E	595	23.4	1615	63.6	50/*10	30/*5	300/*375	44/*54	7300/*10900	16100/*24000	19.50	TL	30.5	38.4
		11AGY028	12.5-20	12	B/*A2	TT	E-2	370	14.6	1145	45.1	50/*10	30/*5	280/*320	41/*46	2340/*3200	5160/*7055	11.00	Z1-01-8	20.0	25.2
		11AGY005	12.5-20	16	B/*A2	TT	E-2	370	14.6	1145	45.1	50/*10	30/*5	420/*460	61/*67	3180/*4250	7010/*9350	11.00	Z1-01-8	20.0	25.2

OFF-THE-ROAD

BIAS OTR TYRES

BIAS OTR (LOADERS) TYRES FOR OPEN-PIR MINING SERVICE

PART. No.	CAT. No.	ERP No.	Tyre Size	Ply Rating	Speed Symbol	Tyre Type	Pattern	Section Width		Overall Diameter		Max.Speed		Infl. Pressure		Max. Load		Design Rim Width	Tyre Valve	Tread Depth	
								mm	ins	mm	ins	km/h	mph	kPa	psi	kg	Lbs			(mm)	(32nds)
		11AGY006	12.5-20	18	B/*A2	TT	E-2	370	14.6	1145	45.1	50/*10	30/*5	530/*560	77/*81	3630/*4900	8000/*10800	11.00	Z1-01-8	20.0	25.2
		A1AGO189	16/70-20 (405/70-20)	10	B/*A2	TL	E-2H	407	16.0	1076	42.4	50/*10	30/*5	250/*325	36/*47	2400/*4200	5290/*9260	13.00	TL	22.0	27.7
	A3GGY005	11AGY033	16/70-20 (405/70-20)	14	B/*A2	TL	E-2H	407	16.0	1076	42.4	50/*10	30/*5	350/*450	51/*65	2925/*5150	6450/*11400	13.00	TL	22.0	27.7
	A3GGY006	A1AGO135	16/70-24 (405/70-24)	14	B/*A2	TL	E-2H	407	16.0	1178	46.4	50/*10	30/*5	350/*450	51/*65	3375/*5650	7440/*12450	13.00	TL	30.0	37.8
		11AGO024	15.5-25	12	B/*A2	TT	E-3/L-3	395	15.6	1275	50.2	50/*10	30/*5	250/*400	36/*58	3250/*5600	7150/*12300	12.00	Z1-01-8	25.0	31.5
		11AGO025	15.5-25	16	B/*A2	TT	E-3/L-3	395	15.6	1275	50.2	50/*10	30/*5	325/*475	47/*69	3750/*6150	8250/*13600	12.00	Z1-01-8	25.0	31.5
	A3GGO105	A1AGO204	15.5-25	12	B/*A2	TL	E-3/L-3	395	15.6	1275	50.2	50/*10	30/*5	250/*400	36/*58	3250/*5600	7150/*12300	12.00	TL	25.0	31.5
		A1AGO207	15.5-25	16	B/*A2	TL	E-3/L-3	395	15.6	1275	50.2	50/*10	30/*5	325/*475	47/*69	3750/*6150	8250/*13600	12.00	TL	25.0	31.5
	A3GGO109	A1AGO209	17.5-25	12	B/*A2	TL	E-3/L-3	445	17.5	1350	53.1	50/*10	30/*5	225/*350	33/*51	3650/*6150	8050/*13600	14.00	TL	30.0	37.8
		11AGO038	17.5-25	14	B/*A2	TT	E-3/L-3	445	17.5	1350	53.1	50/*10	30/*5	255/*400	37/*58	3900/*6700	8600/*14800	14.00	Z1-01-8	30.0	37.8
	A3GGO111	A1AGO211	17.5-25	16	B/*A2	TL	E-3/L-3	445	17.5	1350	53.1	50/*10	30/*5	300/*475	44/*69	4250/*7300	9350/*16100	14.00	Z1-01-8	30.0	37.8
		11AGO075	17.5-25	20	B/*A2	TT	E-3/L-3	445	17.5	1350	53.1	50/*10	30/*5	400/*575	58/*83	5000/*8250	11000/*18200	14.00	TL	30.0	37.8
	A3GGO108	A1AGO208	17.5-25	12	B/*A2	TL	E-3/L-3	445	17.5	1350	53.1	50/*10	30/*5	225/*350	33/*51	3650/*6150	8050/*13600	14.00	TL	30.0	37.8
	A3GGO110	A1AGO210	17.5-25	16	B/*A2	TL	E-3/L-3	445	17.5	1350	53.1	50/*10	30/*5	300/*475	44/*69	4250/*7300	9350/*16100	14.00	TL	30.0	37.8
	A3GGO112	A1AGO212	17.5-25	20	B/*A2	TL	E-3/L-3	445	17.5	1350	53.1	50/*10	30/*5	400/*575	58/*83	5000/*8250	11000/*18200	14.00	TL	30.0	37.8
		A1AGO158	17.5-25	32	A2	TT	E-3/L-3	445	17.5	1350	53.1	10	5	825	120	10500	23100	14.00	TL	30.0	37.8
		11AGO046	20.5-25	12	B/*A2	TT	E-3/L-3	520	20.5	1490	58.7	50/*10	30/*5	200/*250	29/*36	4500/*6700	9900/*14800	17.00	Z1-01-8	32.0	40.3
	A3GGO117	A1AGO102	20.5-25	16	B/*A2	TT	E-3/L-3	520	20.5	1490	58.7	50/*10	30/*5	275/*350	40/*51	5450/*8250	12000/*18200	17.00	Z1-01-8	32.0	40.3
		A1AGO052	20.5-25	18	B/*A2	TT	E-3/L-3	520	20.5	1490	58.7	50/*10	30/*5	300/*400	44/*58	5730/*8920	12600/*19700	17.00	Z1-01-8	32.0	40.3
		11AGO049	20.5-25	20	B/*A2	TT	E-3/L-3	520	20.5	1490	58.7	50/*10	30/*5	325/*450	46/*65	6000/*9500	13200/*20900	17.00	Z1-01-8	32.0	40.3
		11AGO051	20.5-25	24	B/*A2	TT	E-3/L-3	520	20.5	1490	58.7	50/*10	30/*5	400/*525	58/*76	6700/*10300	14800/*22700	17.00	Z1-01-8	32.0	40.3
		A1AGO046	20.5-25	12	B/*A2	TL	E-3/L-3	520	20.5	1490	58.7	50/*10	30/*5	200/*250	29/*36	4500/*6700	9900/*14800	17.00	TL	32.0	40.3
A1XGO001 ①		A1AGO113	20.5-25EM	16	B/*A2	TL	E-3/L-3	520	20.5	1490	58.7	50/*10	30/*5	275/*350	40/*51	5450/*8250	12000/*18200	17.00	TL	32.0	40.3
	A3GGO116	A1AGO215	20.5-25	16	B/*A2	TL	E-3/L-3	520	20.5	1490	58.7	50/*10	30/*5	275/*350	40/*51	5450/*8250	12000/*18200	17.00	TL	32.0	40.3
	A3GGO118	A1AGO216	20.5-25	20	B/*A2	TL	E-3/L-3	520	20.5	1490	58.7	50/*10	30/*5	325/*450	46/*65	6000/*9500	13200/*20900	17.00	TL	32.0	40.3
A1XGO002		A1AGO115	20.5-25EM	20	B/*A2	TL	E-3/L-3	520	20.5	1490	58.7	50/*10	30/*5	325/*450	46/*65	6000/*9500	13200/*20900	17.00	TL	32.0	40.3
		A1AGO056	20.5-25	24	B/*A2	TL	E-3/L-3	520	20.5	1490	58.7	50/*10	30/*5	400/*525	58/*76	6700/*10300	14800/*22700	17.00	TL	32.0	40.3
		A1AGO229	20.5-25	28	A2	TL	E-3/L-3	520	20.5	1490	20.5	10	5	625	91	11500	25353	17.00	TL	32.0	40.3
	A3GGO119		20.5-25	50	A2	TL	E-3/L-3	520	20.5	1490	20.5	10	5	1125	163	16200	35720	17.00	TL	32.0	40.3

NOTE: ① ***More PART.No.s are:*** *A1SGO007*

OFF-THE-ROAD

BIAS OTR TYRES

BIAS OTR (LOADERS) TYRES FOR OPEN-PIR MINING SERVICE

PART. No.	CAT. No.	ERP No.	Tyre Size	Ply Rating	Speed Symbol	Tyre Type	Pattern	Section Width		Overall Diameter		Max.Speed		Infl. Pressure		Max. Load		Design Rim Width	Tyre Valve	Tread Depth	
								mm	ins	mm	ins	km/h	mph	kPa	psi	kg	Lbs			(mm)	(32nds)
		11AGO113	23.5-25	12	B/*A2	TT	E-3/L-3	595	23.4	1615	63.6	50/*10	30/*5	175/*225	25/*33	5300/*8000	11700/*17600	19.50	Z1-01-8	36.0	45.4
		11AGO100	23.5-25	16	B/*A2	TT	E-3/L-3	595	23.4	1615	63.6	50/*10	30/*5	225/*300	33/*44	6150/*9500	8050/*20900	19.50	Z1-01-8	36.0	45.4
	A3GGO126	A1AGO068	23.5-25	16	B/*A2	TT	E-3/L-3	595	23.4	1615	63.6	50/*10	30/*5	225/*300	33/*44	6150/*9500	8050/*20900	19.50	Z1-01-8	35.0	44.1
		A1AGO108	23.5-25	20	B/*A2	TT	E-3/L-3	595	23.4	1615	63.6	50/*10	30/*5	300/*375	44/*54	7300/*10900	16100/*24000	19.50	Z1-01-8	35.0	44.1
	A3GGO013	A1AGO107	23.5-25	24	B/*A2	TT	E-3/L-3	595	23.4	1615	63.6	50/*10	30/*5	350/*475	51/*69	8000/*12500	17600/*27600	19.50	Z1-01-8	36.0	45.4
	A3GGO127	A1AGO223	23.5-25	16	B/*A2	TL	E-3/L-3	595	23.4	1615	63.6	50/*10	30/*5	225/*300	33/*44	6150/*9500	8050/*20900	19.50	TL	35.0	44.1
A1SGO008 ①		A1AGO092	23.5-25EM	16	B/*A2	TL	E-3/L-3	595	23.4	1615	63.6	50/*10	30/*5	225/*300	33/*44	6150/*9500	8050/*20900	19.50	TL	35.0	44.1
A1TGO008 ②		A1AGO071	23.5-25	20	B/*A2	TL	E-3/L-3	595	23.4	1615	63.6	50/*10	30/*5	300/*375	44/*54	7300/*10900	16100/*24000	19.50	TL	35.0	44.1
	A3GGO128	A1AGO224	23.5-25	20	B/*A2	TL	E-3/L-3	595	23.4	1615	63.6	50/*10	30/*5	300/*375	44/*54	7300/*10900	16100/*24000	19.50	TL	35.0	44.1
A1XGO004		A1AGO091	23.5-25EM	20	B/*A2	TL	E-3/L-3	595	23.4	1615	63.6	50/*10	30/*5	300/*375	44/*54	7300/*10900	16100/*24000	19.50	TL	35.0	44.1
	A3GGO129	A1AGO225	23.5-25	24	B/*A2	TL	E-3/L-3	595	23.4	1615	63.6	50/*10	30/*5	350/*475	51/*69	8000/*12500	17600/*27600	19.50	TL	35.0	44.1
		11AGO114	23.5-25EM	24	B/*A2	TL	E-3/L-3	595	23.4	1615	63.6	50/*10	30/*5	350/*475	51/*69	8000/*12500	17600/*27600	19.50	TL	35.0	44.1
		A1AGO146	23.5-25	28	B/*A2	TL	E-3/L-3	595	23.4	1615	63.6	50/*10	30/*5	400/*550	58/*80	8750/*13600	19300/*30000	19.50	TL	36.0	45.4
		A1AGO132	15.5-25*	12	B/*A2	TL	L-3X	395	15.6	1275	50.2	50/*10	30/*5	250/*400	36/*58	3250/*5600	7150/*12300	12.00	TL	25.0	31.5
		A1AGO133	15.5-25*	16	B/*A2	TL	L-3X	395	15.6	1275	50.2	50/*10	30/*5	325/*475	47/*69	3750/*6150	8250/*13600	12.00	TL	25.0	31.5
		11AGO072	17.5-25	12	B/*A2	TT	L-3X	445	17.5	1350	53.1	50/*10	30/*5	225/*350	33/*51	3650/*6150	8050/*13600	14.00	Z1-01-8	30.0	37.8
		11AGO064	17.5-25	14	B/*A2	TT	L-3X	445	17.5	1350	53.1	50/*10	30/*5	255/*400	37/*58	3900/*6700	8600/*14800	14.00	Z1-01-8	30.0	37.8
		11AGO109	17.5-25	16	B/*A2	TT	L-3X	445	17.5	1350	53.1	50/*10	30/*5	300/*475	44/*69	4250/*7300	9350/*16100	14.00	Z1-01-8	30.0	37.8
		11AGO074	17.5-25	20	B/*A2	TT	L-3X	445	17.5	1350	53.1	50/*10	30/*5	400/*575	58/*83	5000/*8250	11000/*18200	14.00	Z1-01-8	30.0	37.8
A1TGO010		A1AGO018	17.5-25*	12	B/*A2	TL	L-3X	445	17.5	1350	53.1	50/*10	30/*5	225/*350	33/*51	3650/*6150	8050/*13600	14.00	TL	30.0	37.8
A1TGO011		A1AGO022	17.5-25*	16	B/*A2	TL	L-3X	445	17.5	1350	53.1	50/*10	30/*5	300/*475	44/*69	4250/*7300	9350/*16100	14.00	TL	30.0	37.8
A1TGO012		A1AGO026	17.5-25*	20	B/*A2	TL	L-3X	445	17.5	1350	53.1	50/*10	30/*5	400/*575	58/*83	5000/*8250	11000/*18200	14.00	TL	30.0	37.8
		11AGO083	20.5-25	12	B/*A2	TT	L-3X	520	20.5	1490	58.7	50/*10	30/*5	200/*250	29/*36	4500/*6700	9900/*14800	17.00	Z1-01-8	32.0	40.3
		A1AGO050	20.5-25*	16	B/*A2	TT	L-3X	520	20.5	1490	58.7	50/*10	30/*5	275/*350	40/*51	5450/*8250	12000/*18200	17.00	Z1-01-8	32.0	40.3
		11AGO084	20.5-25	18	B/*A2	TT	L-3X	520	20.5	1490	58.7	50/*10	30/*5	300/*400	44/*58	5730/*8920	12600/*19700	17.00	Z1-01-8	32.0	40.3
		11AGO050	20.5-25	20	B/*A2	TT	L-3X	520	20.5	1490	58.7	50/*10	30/*5	325/*450	46/*65	6000/*9500	13200/*20900	17.00	Z1-01-8	32.0	40.3
		11AGO085	20.5-25	24	B/*A2	TT	L-3X	520	20.5	1490	58.7	50/*10	30/*5	400/*525	58/*76	6700/*10300	14800/*22700	17.00	Z1-01-8	32.0	40.3
		A1AGO112	20.5-25	12	B/*A2	TL	L-3X	520	20.5	1490	58.7	50/*10	30/*5	200/*250	29/*36	4500/*6700	9900/*14800	17.00	TL	32.0	40.3
A1TGO013		A1AGO051	20.5-25*	16	B/*A2	TL	L-3X	520	20.5	1490	58.7	50/*10	30/*5	275/*350	40/*51	5450/*8250	12000/*18200	17.00	TL	32.0	40.3

NOTE: ① ***More PART.No.s are:*** *A1XGO003*
② ***More PART.No.s are:*** *A3CGO018*

OFF-THE-ROAD

BIAS OTR TYRES

BIAS OTR (LOADERS) TYRES FOR OPEN-PIR MINING SERVICE

PART. No.	CAT. No.	ERP No.	Tyre Size	Ply Rating	Speed Symbol	Tyre Type	Pattern	Section Width		Overall Diameter		Max.Speed		Infl. Pressure		Max. Load		Design Rim Width	Tyre Valve	Tread Depth	
								mm	ins	mm	ins	km/h	mph	kPa	psi	kg	Lbs			(mm)	(32nds)
		A1AGO094	20.5-25*EM	16	B/*A2	TL	L-3X	520	20.5	1490	58.7	50/*10	30/*5	275/*350	40/*51	5450/*8250	12000/*18200	17.00	TL	32.0	40.3
A1TGO014		A1AGO116	20.5-25*	20	B/*A2	TL	L-3X	520	20.5	1490	58.7	50/*10	30/*5	325/*450	46/*65	6000/*9500	13200/*20900	17.00	TL	32.0	40.3
		A1AGO095	20.5-25EM	20	B/*A2	TL	L-3X	520	20.5	1490	58.7	50/*10	30/*5	325/*450	46/*65	6000/*9500	13200/*20900	17.00	TL	32.0	40.3
		A1AGO118	20.5-25*	24	B/*A2	TL	L-3X	520	20.5	1490	58.7	50/*10	30/*5	400/*525	58/*76	6700/*10300	14800/*22700	17.00	TL	32.0	40.3
		11AGO087	23.5-25	16	B/*A2	TT	L-3X	595	23.4	1615	63.6	50/*10	30/*5	225/*300	33/*44	6150/*9500	8050/*20900	19.50	Z1-01-8	35.0	44.1
		11AGO088	23.5-25	20	B/*A2	TT	L-3X	595	23.4	1615	63.6	50/*10	30/*5	300/*375	44/*54	7300/*10900	16100/*24000	19.50	Z1-01-8	36.0	45.4
		11AGO090	23.5-25	24	B/*A2	TT	L-3X	595	23.4	1615	63.6	50/*10	30/*5	350/*475	51/*69	8000/*12500	17600/*27600	19.50	Z1-01-8	36.0	45.4
A1TGO016		A1AGO067	23.5-25	16	B/*A2	TL	L-3X	595	23.4	1615	63.6	50/*10	30/*5	225/*300	33/*44	6150/*9500	8050/*20900	19.50	TL	35.0	44.1
		A1AGO120	23.5-25EM	16	B/*A2	TL	L-3X	595	23.4	1615	63.6	50/*10	30/*5	225/*300	33/*44	6150/*9500	8050/*20900	19.50	TL	35.0	44.1
A1TGO015		A1AGO072	23.5-25	20	B/*A2	TL	L-3X	595	23.4	1615	63.6	50/*10	30/*5	300/*375	44/*54	7300/*10900	16100/*24000	19.50	TL	35.0	44.1
		A1AGO122	23.5-25EM	20	B/*A2	TL	L-3X	595	23.4	1615	63.6	50/*10	30/*5	300/*375	44/*54	7300/*10900	16100/*24000	19.50	TL	35.0	44.1
		A1AGO074	23.5-25	24	B/*A2	TL	L-3X	595	23.4	1615	63.6	50/*10	30/*5	350/*475	51/*69	8000/*12500	17600/*27600	19.50	TL	35.0	44.1
		A1AGO190	16/70-20	10	A2	TT	L-1A	410	16.1	1075	42.3	10	5	250/*325	36/*47	2400/*4200	5290/*9260	13.00	Z1-01-8	14.0	17.6
		11AGO002	16/70-20	12	A2	TT	L-1A	410	16.1	1075	42.3	10	5	400	58	4800	10600	13.00	Z1-01-8	14.0	17.6
		A1AGO100	16/70-20	14	A2	TT	L-1A	410	16.1	1075	42.3	10	5	350/*450	51/*65	2925/*5150	6450/*11400	13.00	Z1-01-8	14.0	17.6
		A1AGO164	16/70-20	14	A2	TL	L-1A	410	16.1	1075	42.3	10	5	350/*450	51/*65	2925/*5150	6450/*11400	13.00	TL	14.0	17.6
		11AGO091	16/70-20	16	A2	TT	L-1A	410	16.1	1075	42.3	10	5	400/*500	58/*73	3150/*5665	6950/*12500	13.00	Z1-01-8	14.0	17.6
		11AGO023	15.5-25	12	B/*A2	TT	L-2	395	15.6	1275	50.2	50/*10	30/*5	250/*400	36/*58	3250/*5600	7150/*12300	12.00	Z1-01-8	25.0	31.5
		11AGO026	15.5-25	20	B/*A2	TT	L-2	395	15.6	1275	50.2	50/*10	30/*5	400/*550	58/*80	4250/*6700	9350/*14800	12.00	TL	25.0	31.5
	A3GGO106	A1AGO205	15.5-25	12	B/*A2	TL	L-2	395	15.6	1275	50.2	50/*10	30/*5	250/*400	36/*58	3250/*5600	7150/*12300	12.00	TL	25.0	31.5
	A3GGO107	A1AGO206	15.5-25	16	B/*A2	TL	L-2	395	15.6	1275	50.2	50/*10	30/*5	325/*475	47/*69	3750/*6150	8250/*13600	12.00	TL	25.0	31.5
		A1AGO130	15.5-25	12	B/*A2	TL	L-2X	395	15.6	1275	50.2	50/*10	30/*5	250/*400	36/*58	3250/*5600	7150/*12300	12.00	TL	25.0	31.5
		A1AGO131	15.5-25	16	B/*A2	TL	L-2X	395	15.6	1275	50.2	50/*10	30/*5	325/*475	47/*69	3750/*6150	8250/*13600	12.00	TL	25.0	31.5
		11AGO036	17.5-25	12	B/*A2	TT	L-2A	445	17.5	1350	53.1	50/*10	30/*5	225/*350	33/*51	3650/*6150	8050/*13600	14.00	Z1-01-8	30.0	37.8
	A3GGO113	A1AGO213	17.5-25	12	B/*A2	TL	L-2A	445	17.5	1350	53.1	50/*10	30/*5	225/*350	33/*51	3650/*6150	8050/*13600	14.00	TL	30.0	37.8
		11AGO104	17.5-25	14	B/*A2	TT	L-2A	445	17.5	1350	53.1	50/*10	30/*5	255/*400	37/*58	3900/*6700	8600/*14800	14.00	Z1-01-8	30.0	37.8
		A1AGO023	17.5-25	16	B/*A2	TT	L-2A	445	17.5	1350	53.1	50/*10	30/*5	300/*475	44/*69	4250/*7300	9350/*16100	14.00	Z1-01-8	30.0	37.8
		11AGO081	17.5-25	20	B/*A2	TT	L-2A	445	17.5	1350	53.1	50/*10	30/*5	400/*575	58/*83	5000/*8250	11000/*18200	14.00	Z1-01-8	30.0	37.8
	A3GGO114	A1AGO214	17.5-25	16	B/*A2	TL	L-2A	445	17.5	1350	53.1	50/*10	30/*5	300/*475	44/*69	4250/*7300	9350/*16100	14.00	TL	30.0	37.8

GUIZHOU TYRE CO.,LTD.
TYRE ADVANCE

OFF-THE-ROAD

BIAS OTR TYRES

BIAS OTR (LOADERS) TYRES FOR OPEN-PIT MINING SERVICE

PART. No.	CAT. No.	ERP No.	Tyre Size	Ply Rating	Speed Symbol	Tyre Type	Pattern	Section Width		Overall Diameter		Max.Speed		Infl. Pressure		Max. Load		Design Rim Width	Tyre Valve	Tread Depth	
								mm	ins	mm	ins	km/h	mph	kPa	psi	kg	Lbs			(mm)	(32nds)
	A3GGO115	11AGO040	17.5-25	20	B/*A2	TL	L-2A	445	17.5	1350	53.1	50/*10	30/*5	400/*575	58/*83	5000/*8250	11000/*18200	14.00	TL	30.0	37.8
	A3GGO120	A1AGO217	20.5-25	12	B/*A2	TL	L-2A	520	20.5	1490	58.7	50/*10	30/*5	200/*250	29/*36	4500/*6700	9900/*14800	17.00	TL	28.5	35.9
A1XGO007		A1AGO089	20.5-25EM	12	B/*A2	TL	L-2A	520	20.5	1490	58.7	50/*10	30/*5	200/*250	29/*36	4500/*6700	9900/*14800	17.00	TL	28.5	35.9
	A3GGO121	A1AGO218	20.5-25	16	B/*A2	TL	L-2A	520	20.5	1490	58.7	50/*10	30/*5	275/*350	40/*51	5450/*8250	12000/*18200	17.00	TL	28.5	35.9
		A1AGO114	20.5-25EM	16	B/*A2	TL	L-2A	520	20.5	1490	58.7	50/*10	30/*5	275/*350	40/*51	5450/*8250	12000/*18200	17.00	TL	28.5	35.9
	A3GGO122	A1AGO219	20.5-25	20	B/*A2	TL	L-2A	520	20.5	1490	58.7	50/*10	30/*5	325/*450	46/*65	6000/*9500	13200/*20900	17.00	TL	28.5	35.9
		A1AGO136	20.5-25EM	20	B/*A2	TL	L-2A	520	20.5	1490	58.7	50/*10	30/*5	325/*450	46/*65	6000/*9500	13200/*20900	17.00	TL	28.5	35.9
	A3GGO123	A1AGO220	23.5-25	12	B/*A2	TL	L-2A	595	23.4	1615	63.6	50/*10	30/*5	175/*225	25/*33	5300/*8000	11700/*17600	19.50	TL	30.5	38.4
A1XGO008		A1AGO087	23.5-25EM	12	B/*A2	TL	L-2A	595	23.4	1615	63.6	50/*10	30/*5	175/*225	25/*33	5300/*8000	11700/*17600	19.50	TL	30.5	38.4
		11AGO096	23.5-25	16	B/*A2	TT	L-2A	595	23.4	1615	63.6	50/*10	30/*5	225/*300	33/*44	6150/*9500	8050/*20900	19.50	Z1-01-8	30.5	38.4
		11AGO107	23.5-25	20	B/*A2	TT	L-2A	595	23.4	1615	63.6	50/*10	30/*5	300/*375	44/*54	7300/*10900	16100/*24000	19.50	Z1-01-8	30.5	38.4
	A3GGO124	A1AGO221	23.5-25	16	B/*A2	TL	L-2A	595	23.4	1615	63.6	50/*10	30/*5	225/*300	33/*44	6150/*9500	8050/*20900	19.50	TL	30.5	38.4
		A1AGO090	23.5-25EM	16	B/*A2	TL	L-2A	595	23.4	1615	63.6	50/*10	30/*5	225/*300	33/*44	6150/*9500	8050/*20900	19.50	TL	30.5	38.4
		11AGO115	23.5-25EM	20	B/*A2	TL	L-2A	595	23.4	1615	63.6	50/*10	30/*5	300/*375	44/*54	7300/*10900	16100/*24000	19.50	TL	30.5	38.4
	A3GGO125	A1AGO222	23.5-25	20	B/*A2	TL	L-2A	595	23.4	1615	63.6	50/*10	30/*5	300/*375	44/*54	7300/*10900	16100/*24000	19.50	TL	30.5	38.4
		11AGO079	17.5-25	12	B/*A2	TT	L-2AX	445	17.5	1350	53.1	50/*10	30/*5	225/*350	33/*51	3650/*6150	8050/*13600	14.00	Z1-01-8	30.0	37.8
		11AGO111	17.5-25	14	B/*A2	TT	L-2AX	445	17.5	1350	53.1	50/*10	30/*5	255/*400	37/*58	3900/*6700	8600/*14800	14.00	Z1-01-8	30.0	37.8
		11AGO080	17.5-25	20	B/*A2	TT	L-2AX	445	17.5	1350	53.1	50/*10	30/*5	400/*575	58/*83	5000/*8250	11000/*18200	14.00	Z1-01-8	30.0	37.8
		11AGO077	17.5-25	16	B/*A2	TT	L-2AX	445	17.5	1350	53.1	50/*10	30/*5	300/*475	44/*69	4250/*7300	9350/*16100	14.00	Z1-01-8	30.0	37.8
		A1AGO016	17.5-25	12	B/*A2	TL	L-2AX	445	17.5	1350	53.1	50/*10	30/*5	225/*350	33/*51	3650/*6150	8050/*13600	14.00	TL	30.0	37.8
		A1AGO020	17.5-25	16	B/*A2	TL	L-2AX	445	17.5	1350	53.1	50/*10	30/*5	300/*475	44/*69	4250/*7300	9350/*16100	14.00	TL	30.0	37.8
		A1AGO025	17.5-25	20	B/*A2	TL	L-2AX	445	17.5	1350	53.1	50/*10	30/*5	400/*575	58/*83	5000/*8250	11000/*18200	14.00	TL	30.0	37.8
		A1AGO045	20.5-25	12	B/*A2	TL	L-2AX	520	20.5	1490	58.7	50/*10	30/*5	200/*250	29/*36	4500/*6700	9900/*14800	17.00	TL	28.5	35.9
		A1AGO088	20.5-25EM	12	B/*A2	TL	L-2AX	520	20.5	1490	58.7	50/*10	30/*5	200/*250	29/*36	4500/*6700	9900/*14800	17.00	TL	28.5	35.9
		A1AGO093	20.5-25EM	16	B/*A2	TL	L-2AX	520	20.5	1490	58.7	50/*10	30/*5	275/*350	40/*51	5450/*8250	12000/*18200	17.00	TL	28.5	35.9
		A1AGO048	20.5-25	16	B/*A2	TL	L-2AX	520	20.5	1490	58.7	50/*10	30/*5	275/*350	40/*51	5450/*8250	12000/*18200	17.00	TL	28.5	35.9
		A1AGO117	20.5-25	20	B/*A2	TL	L-2AX	520	20.5	1490	58.7	50/*10	30/*5	325/*450	46/*65	6000/*9500	13200/*20900	17.00	TL	28.5	35.9
		A1AGO123	23.5-25	12	B/*A2	TL	L-2AX	595	23.4	1615	63.6	50/*10	30/*5	175/*225	25/*33	5300/*8000	11700/*17600	19.50	TL	30.5	38.4
		A1AGO119	23.5-25EM	12	B/*A2	TL	L-2AX	595	23.4	1615	63.6	50/*10	30/*5	175/*225	25/*33	5300/*8000	11700/*17600	19.50	TL	30.5	38.4

OFF-THE-ROAD

BIAS OTR TYRES

BIAS OTR (LOADERS) TYRES FOR OPEN-PIT MINING SERVICE

PART. No.	CAT. No.	ERP No.	Tyre Size	Ply Rating	Speed Symbol	Tyre Type	Pattern	Section Width		Overall Diameter		Max.Speed		Infl. Pressure		Max. Load		Design Rim Width	Tyre Valve	Tread Depth	
								mm	ins	mm	ins	km/h	mph	kPa	psi	kg	Lbs			(mm)	(32nds)
		A1AGO121	23.5-25EM	16	B/*A2	TL	L-2AX	595	23.4	1615	63.6	50/*10	30/*5	225/*300	33/*44	6150/*9500	8050/*20900	19.50	TL	30.5	38.4
		A1AGO065	23.5-25	16	B/*A2	TL	L-2AX	595	23.4	1615	63.6	50/*10	30/*5	225/*300	33/*44	6150/*9500	8050/*20900	19.50	TL	30.5	38.4
		11AGO097	23.5-25	16	B/*A2	TT	L-2AX	595	23.4	1615	63.6	50/*10	30/*5	225/*300	33/*44	6150/*9500	8050/*20900	19.50	Z1-01-8	30.5	38.4
		A1AGO070	23.5-25	20	B/*A2	TL	L-2AX	595	23.4	1615	63.6	50/*10	30/*5	300/*375	44/*54	7300/*10900	16100/*24000	19.50	TL	30.5	38.4
		11AGO001	16/70-20	10	B/*A2	TT	L-3A	410	16.1	1075	42.3	50/*10	30/*5	250/*325	36/*47	2400/*4200	5290/*9260	13.00	Z1-01-8	25.0	31.5
		11AGO004	16/70-20	14	B/*A2	TT	L-3A	410	16.1	1075	42.3	50/*10	30/*5	350/*450	51/*65	2925/*5150	6450/*11400	13.00	Z1-01-8	25.0	31.5
		11AGO005	16/70-20	16	B/*A2	TT	L-3A	410	16.1	1075	42.3	50/*10	30/*5	400/*500	58/*73	3150/*5665	6950/*12500	13.00	Z1-01-8	25.0	31.5
A1SGO001		A1AGO143	16/70-20	14	B/*A2	TL	L-3A	410	16.1	1075	42.3	50/*10	30/*5	350/*450	51/*65	2925/*5150	6450/*11400	13.00	TL	25.0	31.5
		11AGO006	16/70-20	16	B/*A2	TL	L-3A	410	16.1	1075	42.3	50/*10	30/*5	400/*500	58/*73	3150/*5665	6950/*12500	13.00	TL	25.0	31.5
		11AGO034	16/70-24	10	B/*A2	TT	L-3A	475	18.7	1175	46.3	50/*10	30/*5	250/*325	36/*47	2775/*4750	6100/*10500	13.00	Z1-01-8	24.0	30.2
		11AGO035	16/70-24	14	B/*A2	TT	L-3A	475	18.7	1175	46.3	50/*10	30/*5	350/*450	51/*65	3375/*5650	7450/*12500	13.00	Z1-01-8	24.0	30.2
		A1AGO013	16/70-24	10	B/*A2	TL	L-3A	475	18.7	1175	46.3	50/*10	30/*5	250/*325	36/*47	2775/*4750	6100/*10500	13.00	TL	24.0	30.2
A1SGO004		A1AGO014	16/70-24	14	B/*A2	TL	L-3A	475	18.7	1175	46.3	50/*10	30/*5	350/*450	51/*65	3375/*5650	7450/*12500	13.00	TL	24.0	30.2
		11AGO136	17.5-25	12	B/*A2	TT	L-3C	445	17.5	1350	53.1	50/*10	30/*5	225/*350	33/*51	3650/*6150	8050/*13600	14.00	Z1-01-8	30.0	37.8
		11AGO142	20.5-25	16	B/*A2	TT	L-3C	520	20.5	1490	58.7	50/*10	30/*5	275/*350	40/*51	5450/*8250	12000/*18200	17.00	Z1-01-8	32.0	40.3
		11AGO045	20.5-25	20	B/*A2	TT	L-3C	520	20.5	1490	58.7	50/*10	30/*5	325/*450	46/*65	6000/*9500	13200/*20900	17.00	Z1-01-8	32.0	40.3
		11AGO135	23.5-25	16	B/*A2	TT	L-3C	595	23.4	1615	63.6	50/*10	30/*5	225/*300	33/*44	6150/*9500	8050/*20900	19.50	Z1-01-8	35.0	44.1
		11AGO145	23.5-25	20	B/*A2	TT	L-3C	595	23.4	1615	63.6	50/*10	30/*5	300/*375	44/*54	7300/*10900	16100/*24000	19.50	Z1-01-8	35.0	44.1
		A1AGO161	17.5-25	12	B/*A2	TL	L-3D	445	17.5	1350	53.1	50/*10	30/*5	225/*350	33/*51	3650/*6150	8050/*13600	14.00	TL	25.4	32.0
A3CGO019		A1AGO075	26.5-25	20	B/*A2	TL	E-3/L-3	675	26.6	1750	68.9	50/*10	30/*5	250/*350	36/*51	8250/*13200	18200/*29100	22.00	TL	38.0	47.9
A3CGO020		A1AGO076	26.5-25	24	B/*A2	TL	E-3/L-3	675	26.6	1750	68.9	50/*10	30/*5	300/*400	44/*58	9250/*14000	20400/*30900	22.00	TL	38.0	47.9
		A1AGO077	26.5-25	26	B/*A2	TL	E-3/L-3	675	26.6	1750	68.9	50/*10	30/*5	325/*450	47/*65	9500/*15000	20900/*33100	22.00	TL	38.0	47.9
		A1AGO226	26.5-25	28	B/*A2	TL	E-3/L-3	675	26.6	1750	68.9	50/*10	30/*5	350/*475	51/*69	10000/*15500	22000/*34200	22.00	TL	38.0	47.9
		A1AGO159	26.5-25	32	B/*A2	TL	E-3/L-3	675	26.6	1750	68.9	50/*10	30/*5	425/*550	62/*80	11200/*17000	24700/*37500	22.00	TL	38.0	47.9
		A1AGO151	26.5-25	44	B/*A2	TL	E-3/L-3	675	26.6	1750	68.9	50/*10	30/*5	*775	*112	*20800	*45800	22.00	TL	38.0	47.9
	A3GGO058	A1AGO080	29.5-25	22	B/*A2	TL	E-3/L-3	750	29.5	1875	73.8	50/*10	30/*5	250/*325	36/*46	10000/*15000	22000/*34200	25.00	TL	41.0	51.7
		A1AGO126	29.5-25	22	B/*A2	TL	E-3/L-3	750	29.5	1875	73.8	50/*10	30/*5	250/*325	36/*46	10000/*15000	22000/*34200	25.00	TL	41.0	51.7
A3CGO021	A3GGO059	A1AGO081	29.5-25	28	B/*A2	TL	E-3/L-3	750	29.5	1875	73.8	50/*10	30/*5	325/*425	46/*62	11500/*17500	25400/*38600	25.00	TL	41.0	51.7
A4FGO001		A1AGO124	29.5-25	28	B/*A2	TL	E-3/L-3	750	29.5	1875	73.8	50/*10	30/*5	325/*425	46/*62	11500/*17500	25400/*38600	25.00	TL	41.0	51.7

GUIZHOU TYRE CO.,LTD.
TYRE ADVANCE

OFF-THE-ROAD

BIAS OTR TYRES

BIAS OTR (LOADERS) TYRES FOR OPEN-PIT MINING SERVICE

PART. No.	CAT. No.	ERP No.	Tyre Size	Ply Rating	Speed Symbol	Tyre Type	Pattern	Section Width		Overall Diameter		Max.Speed		Infl. Pressure		Max. Load		Design Rim Width	Tyre Valve	Tread Depth	
								mm	ins	mm	ins	km/h	mph	kPa	psi	kg	Lbs			(mm)	(32nds)
		A1AGO129	29.5-25	34	B/*A2	TL	E-3/L-3	750	29.5	1875	73.8	50/*10	30/*5	400/*525	58/*76	12950/*19800	28500/*43600	25.00	TL	41.0	51.7
		A1AGO203	33.25-29	32	B/*A2	TL	E-3/L-3	845	33.3	2090	82.3	50/*10	30/*5	325/*450	47/*65	15000/*23600	33100/*52000	27.00	TL	42.5	53.5
		A1AGO202	33.25-29	38	B/*A2	TL	E-3/L-3	845	33.3	2090	82.3	*10	*5	*525	*76	*25750	*56800	27.00	TL	42.5	53.5
A3CGO022	A3GGO061	A1AGO082	29.5-29	22	B/*A2	TL	L-3B	750	29.5	1975	77.8	50/*10	30/*5	250/*325	36/*46	10600/*16000	23400/*35300	25.00	TL	41.0	51.7
A3CGO023	A3GGO062	A1AGO083	29.5-29	28	B/*A2	TL	L-3B	750	29.5	1975	77.8	50/*10	30/*5	325/*425	46/*62	12150/*19000	26800/*41900	25.00	TL	41.0	51.7
		A1AGO145	29.5-29	34	B/*A2	TL	L-3B	750	29.5	1975	77.8	50/*10	30/*5	400/*525	58/*76	14000/*21200	30900/*46700	25.00	TL	41.0	51.7
		A1AGO231	29.5-29	40	B/*A2	TL	L-3B	750	29.5	1975	77.8	50/*10	30/*5	475/*625	69/*90	15000/*23600	33100/*52030	25.00	TL	41.0	51.7
		A1AGO134	26.5-25	20	B/*A2	TL	L-3X	675	26.6	1750	68.9	50/*10	30/*5	250/*350	36/*51	8250/*13200	18200/*29100	22.00	TL	38.0	47.9
		11AGO138	26.5-25	24	B/*A2	TL	L-3X	675	26.6	1750	68.9	50/*10	30/*5	300/*400	44/*58	9250/*14000	20400/*30900	22.00	TL	38.0	47.9
A1TGO020	A3GGO083	A1AGO171	20.5-25	16	A2	TL	L-5	520	20.5	1548	60.9	10	5	350	51	8250	18200	17.00/2.0	TL	80.0	100.8
	A3GGO063		20.5-25	20	A2	TT	L-5	520	20.5	1548	60.9	10	5	450	65	9500	20900	17.00/2.0	TL	80.0	100.8
		A1AGO173	23.5-25	16	A2	TL	L-5	595	23.4	1673	65.9	10	5	300	44	9500	20900	19.00/2.5	TL	90.0	113.4
A1TGO021	A3GGO064	A1AGO187	23.5-25	20	A2	TL	L-5	595	23.4	1673	65.9	10	5	375	54	10900	24000	19.00/2.5	TL	90.0	113.4
		A1AGO197	23.5-25	40	A2	TL	L-5	595	23.4	1673	65.9	10	5	800	116	17000	37400	19.00/2.5	TL	90.0	113.4
	A3GGO082	A1AGO175	26.5-25	20	A2	TL	L-5	675	26.6	1798	70.8	10	5	350	51	13200	29100	22.00/3.0	TL	100.0	126.0
		A1AGO186	26.5-25	28	A2	TL	L-5	675	26.6	1798	70.8	10	5	475	69	15500	34200	22.00/3.0	TL	100.0	126.0
	A3GGO075	A1AGO181	29.5-25	28	A2	TL	L-5	750	29.5	1923	75.7	10	5	425	62	17500	38600	25.00/3.5	TL	110.0	138.6
		A1AGO179	35/65-33	30	A2	TL	L-5	889	35.0	2077	81.8	10	5	450	65	21800	48100	28.00/3.5	TL	82.0	103.3
		A1AGO183	35/65-33	42	A2	TL	L-5	889	35.0	2077	81.8	10	5	575	83	25000	55100	28.00/3.5	TL	82.0	103.3

BIAS OTR TYRES FOR UNDERGROUND MINING SERVICE

PART. No.	CAT. No.	ERP No.	Tyre Size	Ply Rating	Speed Symbol	Tyre Type	Pattern	Section Width		Overall Diameter		Max.Speed		Infl. Pressure		Max. Load		Design Rim Width	Tyre Valve	Tread Depth	
								mm	ins	mm	ins	km/h	mph	kPa	psi	kg	Lbs			(mm)	(32nds)
			16.00-25	28	A2	TL	L-5SB	430	16.9	1550	61.0	10	5	750	109	11500	25400	11.25	TL	51.0	64.3
			16.00-25	32	A2	TL	L-5SB	430	16.9	1550	61.0	10	5	875	127	12500	27600	11.25	TL	51.0	64.3
			16.00-25	36	A2	TL	L-5SB	430	16.9	1550	61.0	10	5	975	141	13600	30000	11.25	TL	51.0	64.3
			23.5-25	32	A2	TL	L-5SB	595	23.4	1675	65.9	10	5	625	91	14650	32300	19.50	TL	105.0	132.3
			23.5-25	50	A2	TL	L-6S	595	23.4	1675	65.9	10	5	975	141	19000	41900	19.50	TL	105.0	132.3
		11AGGI48	14.00-24*	24	A2	TT	L-4S	375	14.8	1420	55.9	10	5	850	123	9500	20900	10.00	Z1-01-8	45.5	57.3

OFF-THE-ROAD

BIAS OTR TYRES

BIAS OTR TYRES FOR UNDERGROUND MINING SERVICE

PART. No.	CAT. No.	ERP No.	Tyre Size	Ply Rating	Speed Symbol	Tyre Type	Pattern	Section Width		Overall Diameter		Max.Speed		Infl. Pressure		Max. Load		Design Rim Width	Tyre Valve	Tread Depth	
								mm	ins	mm	ins	km/h	mph	kPa	psi	kg	Lbs			(mm)	(32nds)
		11AGG004	14.00-24	24	A2	TT	L-3S	375	14.8	1420	55.9	10	5	850	123	9500	20900	10.00	Z1-01-8	43.0	54.2
	A3GGG009	11AGG003	14.00-24	24	A2	TT	L-5S	375	14.8	1420	55.9	10	5	850	123	9500	20900	10.00	Z1-01-8	63.5	80.0
	A3GGG010	11AGG001	14.00-24	28	A2	TT	L-5S	375	14.8	1420	55.9	10	5	925	134	10000	22000	10.00	Z1-01-8	63.5	80.0
		A1AGG002	18.00-25	28	A2	TL	L-5S	495	19.5	1675	65.9	10	5	650	94	13600	30000	13.00	TL	78.5	98.9
	A3GGG004	A1AGG003	18.00-25	32	A2	TL	L-5S	495	19.5	1675	65.9	10	5	750	109	15000	33100	13.00	TL	78.5	98.9
		A1AGG010	18.00-25	32	A2	TL	L-5SA	495	19.5	1675	65.9	10	5	750	109	15000	33100	13.00	TL	78.0	98.3
		11AGG002	17.5-25	20	A2	TT	L-5S	445	17.5	1400	55.1	10	5	575	83	8250	18200	14.00	Z1-01-8	63.5	80.0
		A1AGG001	17.5-25	20	A2	TL	L-5S	445	17.5	1400	55.1	10	5	575	83	8250	18200	14.00	TL	63.5	80.0
	A3GGG002	A1AGG032	17.5-25	24	A2	TL	L-5S	445	17.5	1400	55.1	10	5	675	98	9000	19800	14.00	TL	63.5	80.0
	A3GGG003	A1AGG026	20.5-25	24	A2	TL	L-5S	520	20.5	1550	61.0	10	5	525	76	10300	22700	17.00	TL	63.0	79.4
	A3GGG006	A1AGG036	26.5-25	28	A2	TL	L-5S	675	26.6	1795	70.7	10	5	475	69	15500	34200	22.00	TL	87.5	110.2
	A3GGG007	A1AGG009	26.5-25	32	A2	TL	L-5S	675	26.6	1795	70.7	10	5	550	80	17000	37500	22.00	TL	87.5	110.2
	A3GGG008	A1AGG007	26.5-25	36	A2	TL	L-5S	675	26.6	1795	70.7	10	5	625	91	18300	40350	22.00	TL	87.5	110.2
	A3GGG013	A1AGG012	26.5-25	32	A2	TL	L-6S	675	26.6	1795	70.7	10	5	550	80	17000	37500	22.00	TL	87.0	110.2
	A3GGG011	A1AGG033	26.5-25	50	A2	TL	L-6S	675	26.6	1795	70.7	10	5	850	123	22000	48500	22.00	TL	87.5	110.2

BIAS OTR TYRES FOR PORT SERVICE

PART. No.	CAT. No.	ERP No.	Tyre Size	Ply Rating	Speed Symbol	Tyre Type	Pattern	Section Width		Overall Diameter		Max.Speed		Infl. Pressure		Max. Load		Design Rim Width	Tyre Valve	Tread Depth	
								mm	ins	mm	ins	km/h	mph	kPa	psi	kg	Lbs			(mm)	(32nds)
		11AGO063	14.00-24	24	B/*A2	TT	L-1	375	14.8	1370	53.9	50/*10	30/*5	575/*850	83/*123	5150/*9500	11400/*20900	10.00	Z1-01-8	25.0	31.5
		11AGO020	14.00-24	28	B/*A2	TT	L-1	375	14.8	1370	53.9	50/*10	30/*5	650/*925	94/*134	5600/*10000	12300/*22000	10.00	Z1-01-8	25.0	31.5
		A1AGO038	18.00-25	44	B/*A2	TL	E-1	495	19.5	1615	63.6	50/*10	30/*5	775/*1050	112/*152	10400/*18000	23000/*39700	13.00	TL	28.5	35.9
	A3GGO060	11AGO015	14.00-24	24	B/*A2	TT	E-3	375	14.8	1370	53.9	50/*10	30/*5	575/*850	83/*123	5150/*9500	11400/*20900	10.00	Z1-01-8	26.0	32.8
		11AGO018	14.00-24	28	B/*A2	TT	E-3	375	14.8	1370	53.9	50/*10	30/*5	650/*925	94/*134	5600/*10000	12300/*22000	10.00	Z1-01-8	26.0	32.8
		11AGO137	14.00-24	32	B/*A2	TT	E-3	375	14.8	1370	53.9	50/*10	30/*5	725/*1000	105/*145	6000/*10500	13200/*23150	10.00	Z1-01-8	26.0	32.8
		11AGO105	16.00-25	32	B/*A2	TT	E-3	430	16.9	1490	58.7	50/*10	30/*5	650/*875	94/*127	7300/*12500	16100/*27600	11.25	Z1-01-8	28.5	35.9
		11AGO150	16.00-25	36	B/*A2	TT	E-3	430	16.9	1490	58.7	50/*10	30/*5	725/*975	105/141	7750/*13600	17100/*30000	11.25	Z1-01-8	28.5	35.9
		A1AGO012	16.00-25	28	B/*A2	TL	E-3	430	16.9	1490	58.7	50/*10	30/*5	575/*750	83/*109	6700/*11500	14800/*25400	11.25	TL	28.5	35.9
	A3GGO050	11AGO032	16.00-25	32	B/*A2	TL	E-3	430	16.9	1490	58.7	50/*10	30/*5	650/*875	94/*127	7300/*12500	16100/*27600	11.25	TL	28.5	35.9
		11AGO146	16.00-25	36	B/*A2	TL	E-3	430	16.9	1490	58.7	50/*10	30/*5	725/*975	105/141	7750/*13600	17100/*30000	11.25	TL	28.5	35.9

GUIZHOU TYRE CO.,LTD.
TYRE ADVANCE

OFF-THE-ROAD

BIAS OTR TYRES

BIAS OTR TYRES FOR PORT SERVICE

PART. No.	CAT. No.	ERP No.	Tyre Size	Ply Rating	Speed Symbol	Tyre Type	Pattern	Section Width		Overall Diameter		Max.Speed		Infl. Pressure		Max. Load		Design Rim Width	Tyre Valve	Tread Depth	
								mm	ins	mm	ins	km/h	mph	kPa	psi	kg	Lbs			(mm)	(32nds)
		11AGO125	18.00-25	40	B/*A2	TT	E-3A	495	19.5	1615	63.6	50/*10	30/*5	700/*950	102/*138	9750/*17000	21500/*37500	13.00	Z1-01-8	30.0	37.8
A3EGO001	A3GGO072	11AGO134	18.00-25	40	B/*A2	TL	E-3A	495	19.5	1615	63.6	50/*10	30/*5	700/*950	102/*138	9750/*17000	21500/*37500	13.00	TL	30.0	37.8
		A1AGO039	18.00-25	44	B/*A2	TL	E-3A	495	19.5	1615	63.6	10	5	775/*1050	112/*152	10400/*18000	23000/*39700	13.00	TL	30.0	37.8
		11AGO126	18.00-25	40	B/*A2	TT	E-3G	495	19.5	1615	63.6	50/*10	30/*5	700/*950	102/*138	9750/*17000	21500/*37500	13.00	Z1-01-8	35.0	44.1
		11AGO128	18.00-25	40	B/*A2	TL	E-3G	495	19.5	1615	63.6	50/*10	30/*5	700/*950	102/*138	9750/*17000	21500/*37500	13.00	TL	35.0	44.1
		11AGO127	18.00-25	44	B/*static	TL	E-3G	495	19.5	1615	63.6	50/*10	30/*5	*1050/1050	152/*152	*18000/28800	39700/*63500	13.00	TL	35.0	44.1
	A3GGO079	A1AGO172	18.00-25	40	B/*A2	TL	E-3L	495	19.5	1615	63.6	50/*10	30/*5	700/*950	102/*138	9750/*17000	21500/*37500	13.00/2.5	TL	31.5	39.7
		A1AGO227	18.00-25	48	B/*A2	TL	E-3L	495	19.5	1615	63.6	50/*10	30/*5	1150	167	19000	41800	13.00/2.5	TL	31.5	39.7
	A3GGO005	A1AGO160	21.00-25	40	B/*A2	TL	E-3L	575	22.6	1750	68.9	50/*10	30/*5	625/*825	91/*120	11700/*20100	25800/*44300	15.00/3.0	TL	42.5	53.5
	A3GGO006	A1AGO150	21.00-35	40	B/*A2	TL	E-3L	575	22.6	2005	78.9	50/*10	30/*5	625/*825	94/*120	14000/*24300	30900/*53600	15.00/3.0	TL	39.4	49.6
	A3GGO011	A1AGO162	24.00-35	42	B/*A2	TL	E-3L	650	25.6	2130	83.9	50/*10	30/*5	550/*750	83/*109	17000/*29000	37500/*64000	17.00/3.5	TL	41.1	51.8
	A3GGO078	A1AGO198	24.00-35	48	B/*A2	TL	E-3L	650	25.6	2130	83.9	50/*10	30/*5	650/850	94.3/123.3	18500/*31500	40700/*63000	17.00/3.5	TL	41.1	51.8
	A3GGO008	A1AGO174	21.00-25	40	B/*A2	TL	E-3LA	575	22.6	1750	68.9	50/*10	30/*5	625/*825	91/*120	11700/*20100	25800/*44300	15.00/3.0	TL	29.9	37.7
	A3GGO007		21.00-35	40	B/*A2	TL	E-3LA	575	22.6	2005	78.9	50/*10	30/*5	625/*825	94/*120	14000/*24300	30900/*53600	15.00/3.0	TL	29.6	37.3
		11AGO031	16.00-25	28	B/*A2	TT	E-4	430	16.9	1545	60.8	50/*10	30/*5	575/*750	83/*109	6700/*11500	14800/*25400	11.25	Z1-01-8	51.5	64.9
	13GGO007	11AGO139	16.00-25	32	B/*A2	TT	E-4	430	16.9	1545	60.8	50/*10	30/*5	650/*875	94/*127	7300/*12500	16100/*27600	11.25	Z1-01-8	51.5	64.9
		11AGO152	16.00-25	36	B/*A2	TT	E-4	430	16.9	1545	60.8	10	5	975	141	13600	29920	11.25	Z1-01-8	51.5	64.9
			16.00-25	36	B/*A2	TL	E-4J	430	16.9	1545	60.8	10	5	975	141	13600	29920	11.25	TL	51.5	64.9
A4FGO003		A1AGO166	18.00-25	40	B/*A2	TL	E-4	495	19.5	1675	65.9	50/*10	30/*5	700/*950	102/*138	9750/*17000	21500/*37500	13.00	TL	54.0	68.0
		11AGO118	14.00-24	20	B/*A2	TT	E-4A	375	14.8	1370	53.9	50/*10	30/*5	475/*700	69/*102	4625/*8500	10200/*18700	10.00	Z1-01-8	30.0	37.8
	13GGO005	11AGO119	14.00-24	24	B/*A2	TT	E-4A	375	14.8	1370	53.9	50/*10	30/*5	575/*850	83/*123	5150/*9500	11400/*20900	10.00	Z1-01-8	30.0	37.8
A4MGO002	13GGO006	11AGO120	14.00-24	28	B/*A2	TT	E-4A	375	14.8	1370	53.9	50/*10	30/*5	650/*925	94/*134	5600/*10000	12300/*22000	10.00	Z1-01-8	30.0	37.8
	13GGO008	11AGO121	14.00-24	32	B/*A2	TT	E-4A	375	14.8	1370	53.9	50/*10	30/*5	725/*1000	105/*145	6000/*10500	13200/*23150	10.00	Z1-01-8	30.0	37.8
		A1AGO184	18.00-25	32	B/*A2	TL	E-4B	495	19.5	1675	65.9	50/*10	30/*5	575/*750	83/*109	8750/*15000	19300/*33100	13.00	TL	54.0	68.0
A4FGO002 ①	13GGO004	11AGO130	18.00-25	40	B/*A2	TL	E-4B	495	19.5	1675	65.9	50/*10	30/*5	700/*950	102/*138	9750/*17000	21500/*37500	13.00	TL	54.0	68.0
		A1AGO154	18.00-25	44	B/*A2	TL	E-4B	495	19.5	1675	65.9	50/*10	30/*5	775/*1050	112/*152	10400/*18000	23000/*39700	13.00	TL	54.0	68.0
		11AGO017	14.00-24	24	B/*A2	TT	E-4C	375	14.8	1420	55.9	50/*10	30/*5	575/*850	83/*123	5150/*9500	11400/*20900	10.00	Z1-01-8	45.5	57.3
	A4MGO004	11AGO099	14.00-24	28	B/*A2	TT	E-4C	375	14.8	1420	55.9	50/*10	30/*5	650/*925	94/*134	5600/*10000	12300/*22000	10.00	Z1-01-8	45.5	57.3
		A1AGO147	18.00-33	40	B/*A2	TL	E-4D	495	19.5	1875	73.8	50/*10	30/*5	700/*950	102/*138	11200/*20000	24700/*44100	13.00	TL	55.0	69.3

NOTE: ① ***More PART.No.s are:*** *A4MGO001*

OFF-THE-ROAD

BIAS OTR TYRES

BIAS OTR TYRES FOR PORT SERVICE

PART. No.	CAT. No.	ERP No.	Tyre Size	Ply Rating	Speed Symbol	Tyre Type	Pattern	Section Width		Overall Diameter		Max.Speed		Infl. Pressure		Max. Load		Design Rim Width	Tyre Valve	Tread Depth	
								mm	ins	mm	ins	km/h	mph	kPa	psi	kg	Lbs			(mm)	(32nds)
		11AGO154	14.00-24	28	B/*A2	TT	E-4J	375	14.8	1370	53.9	50/*10	30/*5	650/*925	94/*134	5600/*10000	12300/*22000	10.00	Z1-01-8	45.5	57.3
		11AGO153	18.00-25	40	B/*A2	TT	E-4J	495	19.5	1675	65.9	50/*10	30/*5	700/*950	102/*138	9750/*17000	21500/*37500	13.00/2.5	Z1-01-8	56.3	70.9
A4MGO003		A1AGO157	18.00-25	40	B/*A2	TL	E-4J	495	19.5	1675	65.9	50/*10	30/*5	700/*950	102/*138	9750/*17000	21500/*37500	13.00/2.5	TL	56.3	70.9
		A1AGO199	18.00-33	40	B/*A2	TL	E-4J	495	19.5	1875	73.8	50/*10	30/*5	700/*950	102/*138	11200/*20000	24700/*44100	13.00/2.5	TL	55.1	69.4
		A1AGO228	18.00-25	40	B/*A2	TT	IND-4	500	19.7	1675	65.9	10	5	950	138	17000	37400	13.00	Z1-01-8	64.0	80.6
		A1AGG006	18.00-25	40	A2	TL	L-4S	495	19.5	1675	65.9	10	5	950	138	17000	37500	13.00	TL	78.5	98.9
A4FGG001	A3GGG001	A1AGG037	18.00-25	40	A2	TL	L-4SA	495	19.5	1675	65.9	10	5	950	138	17000	37500	13.00	TL	78.5	98.9
A2AGG001	A3GGG005	A1AGG004	18.00-25	40	A2	TL	L-5S	495	19.5	1675	65.9	10	5	950	138	17000	37500	13.00	TL	78.5	98.9

BIAS OTR (GRADERS) TYRES

PART. No.	CAT. No.	ERP No.	Tyre Size	Ply Rating	Speed Symbol	Tyre Type	Pattern	Section Width		Overall Diameter		Max.Speed		Infl. Pressure		Max. Load		Design Rim Width	Tyre Valve	Tread Depth	
								mm	ins	mm	ins	km/h	mph	kPa	psi	kg	Lbs			(mm)	(32nds)
A31GO047	A3GGO049		13.00-24	14	A8/*A2	TL	G-2A	335	13.2	1275	50.2	40/*10	25/*5	350/*525	51/*76	3000/*6150	6600/*13600	8.00TG	TL	23.0	29.0
A31GO049	A3GGO046		14.00-24	16	A8/*A2	TL	G-2A	360	14.2	1345	53.0	40/*10	25/*5	350/*550	51/*80	3650/*7300	8050/*16100	8.00TG	TL	24.0	30.2
A31GO046	A3GGO044		13.00-24	12	A8/*A2	TL	G-2A	335	13.2	1275	50.2	40/*10	25/*5	300/*450	44/*65	2725/*5600	6000/*12300	8.00TG	TL	23.0	29.0
A31GO048	A3GGO045		14.00-24	12	A8/*A2	TL	G-2A	360	14.2	1345	53.0	40/*10	25/*5	250/*425	36/*62	3075/*6300	6800/*13900	8.00TG	TL	24.0	30.2
A31GO039			13.00-24	12	A8/*A2	TL	G-2S	335	13.2	1275	50.2	40/*10	25/*5	300/*450	44/*65	2725/*5600	6000/*12300	8.00TG	TL	23.0	29.0
A31GO003	A3GGO047		13.00-24	14	A8/*A2	TL	G-2S	335	13.2	1275	50.2	40/*10	25/*5	350/*525	51/*76	3000/*6150	6600/*13600	8.00TG	TL	23.0	29.0
A31GO040			14.00-24	12	A8/*A2	TL	G-2S	360	14.2	1345	53.0	40/*10	25/*5	250/*425	36/*62	3075/*6300	6800/*13900	8.00TG	TL	24.0	30.2
A31GO005	A3GGO048		14.00-24	14	A8/*A2	TL	G-2S	360	14.2	1345	53.0	40/*10	25/*5	325/*500	47/*73	3450/*6800	7600/*15000	8.00TG	TL	24.0	30.2
	A3GGO009	A1AGO140	13.00-24	12	B/*A2	TL	E-3	350	13.8	1300	51.2	50/*10	30/*5	300/*450	44/*65	3000/*5600	6600/*12300	10.0	TL	28.0	35.3
		A1AGO176	13.00-24	18	B/*A2	TL	E-3	350	13.8	1300	51.2	50/*10	30/*5	450	65	3875	8550	10.0	TL	28.0	35.3
		A1AGO008	16.00-24	16	B/*A2	TT	E-3	425	16.7	1460	57.5	50/*10	30/*5	325/*425	47/*62	4875/*8250	10700/*18200	10.00VA	Z1-01-8	30.0	37.8
	A3GGO055	A1AGO010	16.00-24	16	B/*A2	TL	G-3/E-3	435	17.1	1460	57.5	50/*10	30/*5	325/*425	47/*62	4875/*8250	10700/*18200	10.00VA	TL	28.0	35.3
		11AGO027	16.00-24	16	B/*A2	TT	E-3B	425	16.7	1460	57.5	50/*10	30/*5	325/*425	47/*62	4875/*8250	10700/*18200	10.00VA	Z1-01-8	30.0	37.8
		11AGO028	16.00-24	20	B/*A2	TT	E-3B	425	16.7	1460	57.5	50/*10	30/*5	400/*550	58/*80	5450/*9750	12000/*21500	10.00VA	Z1-01-8	30.0	37.8
		11AGO007	13.00-24	12	A8/*A2	TT	G-2	340	13.4	1300	51.2	40/*10	25/*5	300/*450	44/*65	2725/*5600	6000/*12300	9.00VA	Z1-01-8	23.0	29.0
		11AGO008	13.00-24*	16	A8/*A2	TT	G-2	340	13.4	1300	51.2	40/*10	25/*5	400/*575	58/*83	3250/*6500	7150/*14300	9.00VA	Z1-01-8	23.0	29.0
A1TGO019		A1AGO194	14.00-24	12	A8/*A2	TL	G-2	360	14.2	1345	53.0	40/*10	25/*5	250/*425	36/*62	3075/*6300	6800/*13900	8.00TG	TL	30.0	37.8

OFF-THE-ROAD

BIAS OTR TYRES

BIAS OTR (GRADERS) TYRES

PART. No.	CAT. No.	ERP No.	Tyre Size	Ply Rating	Speed Symbol	Tyre Type	Pattern	Section Width		Overall Diameter		Max.Speed		Infl. Pressure		Max. Load		Design Rim Width	Tyre Valve	Tread Depth	
								mm	ins	mm	ins	km/h	mph	kPa	psi	kg	Lbs			(mm)	(32nds)
A3CGO001 ①	A3GGO001	A1AGO001	13.00-24	12	A8/*A2	TL	G-2A	335	13.2	1275	50.2	40/*10	25/*5	300/*450	44/*65	2725/*5600	6000/*12300	8.00TG	TL	23.0	29.0
	A3GGO054	11AGO098	13.00-24	14	A8/*A2	TL	G-2A	335	13.2	1275	50.2	40/*10	25/*5	350/*525	51/*76	3000/*6150	6600/*13600	8.00TG	TL	23.0	29.0
		A1AGO002	13.00-24	16	A8/*A2	TL	G-2A	335	13.2	1275	50.2	40/*10	25/*5	400/*575	58/*/83	3250/*6500	7150/*14300	8.00TG	TL	23.0	29.0
		A1AGO149	13.00-24	18	A8/*A2	TL	G-2A	335	13.2	1275	50.2	40/*10	25/*5	450/*675	65/*98	3500/*7000	7700/*15450	8.00TG	TL	23.0	29.0
		A1AGO144	14.00-24*	10	A8/*A2	TL	G-2A	360	14.2	1345	53.0	40/*10	25/*5	225/*350	33/*51	2800/*5600	6150/*12300	8.00TG	TL	30.0	37.8
A1TGO001 ②	A3GGO002	A1AGO003	14.00-24	12	A8/*A2	TL	G-2A	360	14.2	1345	53.0	40/*10	25/*5	250/*425	36/*62	3075/*6300	6800/*13900	8.00TG	TL	30.0	37.8
		11AGO022	14.00-24	12	A8/*A2	TL	G-2A	360	14.2	1345	53.0	40/*10	25/*5	250/*425	36/*62	3075/*6300	6800/*13900	9.50	TL	30.0	37.8
A1TGO009 ③	A3GGO053	11AGO103	14.00-24	16	A8/*A2	TL	G-2A	360	14.2	1345	53.0	40/*10	25/*5	350/*550	51/*80	3650/*7300	8050/*16100	8.00TG	TL	30.0	37.8
		11AGO052	21.00-28*	24	A8	TT	G-2B	575	22.6	1790	70.5	40	25	350	51	9000	19800	15.00	Z1-01-10	25.0	31.5
	A3GGO018	A1AGO009	16.00-24	16	A8/*A2	TL	G-2C	435	17.1	1460	57.5	40/*10	25/*5	325/*425	47/*62	4500/*8250	9900/*18200	10.00VA	TL	28.0	35.3
		A1AGO137	13.00-24	12	A8/*A2	TL	G-2D	335	13.2	1275	50.2	40/*10	25/*5	300/*450	44/*65	2725/*5600	6000/*12300	8.00TG	TL	26.0	32.8
	A3GGO084	A1AGO138	14.00-24	12	A8/*A2	TL	G-2D	395	15.6	1360	53.5	40/*10	250/*425	36/*62	40/*62	3075/*6300	6800/*13900	8.00TG	TL	25.0	31.5

BIAS OTR (COMPACTOR) TYRES

PART. No.	CAT. No.	ERP No.	Tyre Size	Ply Rating	Speed Symbol	Tyre Type	Pattern	Section Width		Overall Diameter		Max.Speed		Infl. Pressure		Max. Load		Design Rim Width	Tyre Valve	Tread Depth	
								mm	ins	mm	ins	km/h	mph	kPa	psi	kg	Lbs			(mm)	(32nds)
		11AGE018	23.1-26	8	A2	TT	C-1A	595	23.4	1500	59.1	10	5	140	20	3950	8700	DW20	Z1-04-1	22.0	27.7
		11AGE013	23.1-26	12	A2	TT	C-1A	595	23.4	1500	59.1	10	5	200	29	5100	11250	DW20	Z1-04-1	22.0	27.7
		11AGE026	23.1-26*	14	A2	TT	C-1A	595	23.4	1500	59.1	10	5	230	33	5650	12450	DW20	Z1-04-1	22.0	27.7
		11AGE010	18.00-24	12	B/*A2	TT	C-3	495	19.5	1615	63.6	50/*10	30/*5	200/*275	29/*40	4750/*8250	10500/*18200	13.00	Z1-01-8	30.0	37.8
		11AGE011	18.00-24*	16	B/*A2	TT	C-3	495	19.5	1615	63.6	50/*10	30/*5	325/*375	47/*54	5600/*10000	12300/*22000	13.00	Z1-01-8	30.0	37.8
		11AGE012	18.00-24	20	B/*A2	TT	C-3	495	19.5	1615	63.6	50/*10	30/*5	350/*475	51/*69	6500/*11500	14300/*25400	13.00	Z1-01-8	30.0	37.8
		11AGE046	20.5-25	16	A6/*A2	TT	C-7	520	20.5	1490	58.7	10	5	350	51	8250	18150	17.00/2.0	DG09C	17.0	21.4
13SGE004 ④		11AGE019	23.1-26	8	A6/*A2	TT	C-7	595	23.4	1500	59.1	30/*10	20/*5	110/*140	16/*20	2825/*3950	6230/*8700	DW20	Z1-04-1	16.0	20.2
13SGE003 ⑤	13GGE001	11AGE014	23.1-26	12	A6/*A2	TT	C-7	595	23.4	1500	59.1	30/*10	20/*5	170/*200	25/*29	3655/*5100	8050/*11250	DW20	Z1-04-1	16.0	20.2
A2MGE005		11AGE016	23.1-26	14	A6/*A2	TT	C-7	595	23.4	1500	59.1	30/*10	20/*5	200/*230	29/*33	4050/*5650	8900/*12450	DW20	Z1-04-1	16.0	20.2
		11AGE020	23.1-26	16	A6/*A2	TT	C-7	595	23.4	1500	59.1	30/*10	20/*5	230/*260	33/*38	4395/*6150	9700/*13600	DW20	Z1-04-1	16.0	20.2
A1FGE002 ⑥		A1AGE002	23.1-26	8	A6/*A2	TL	C-7	595	23.4	1500	59.1	30/*10	20/*5	110/*140	16/*20	2825/*3950	6230/*8700	DW20	TL	16.0	20.2
A1FGE001 ⑦	A3GGE002	A1AGE001	23.1-26	12	A6/*A2	TL	C-7	595	23.4	1500	59.1	30/*10	20/*5	170/*200	25/*29	3655/*5100	8050/*11250	DW20	TL	16.0	20.2

NOTE:
① *More PART.No.s are: A2RGO001*
② *More PART.No.s are: A3CGO002 A2RGO002*
③ *More PART.No.s are: A1SGO003*
④ *More PART.No.s are: A2MGE004*
⑤ *More PART.No.s are: A2MGE002*
⑥ *More PART.No.s are: 13SGE002 A2MGE003*
⑦ *More PART.No.s are: 13SGE001 A2MGE001*

OFF-THE-ROAD

BIAS OTR TYRES

BIAS OTR (COMPACTOR) TYRES

PART. No.	CAT. No.	ERP No.	Tyre Size	Ply Rating	Speed Symbol	Tyre Type	Pattern	Section Width		Overall Diameter		Max.Speed		Infl. Pressure		Max. Load		Design Rim Width	Tyre Valve	Tread Depth	
								mm	ins	mm	ins	km/h	mph	kPa	psi	kg	Lbs			(mm)	(32nds)
	13GGE002	11AGE015	23.1-26	12	A6/*A2	TL	C-7	595	23.4	1500	59.1	30/*10	20/*5	170/*200	25/*29	3655/*5100	8050/*11250	DW20	TL	16.0	20.2
		A1AGE003	23.1-26	14	A6/*A2	TL	C-7	595	23.4	1500	59.1	30/*10	20/*5	200/*230	29/*33	4050/*5650	8900/*12450	DW20	TL	16.0	20.2
		A1AGG011	23.1-26	14	A6/*A2	TL	C-7	595	23.4	1500	59.1	30/*10	20/*5	200/*230	29/*33	4050/*5650	8900/*12450	DW20	TL	16.0	20.2
		11AGE017	23.1-26	16	A6/*A2	TL	C-7	595	23.4	1500	59.1	30/*10	20/*5	230/*260	33/*38	4395/*6150	9700/*13600	DW20	TL	16.0	20.2
		11AGE023	23.1-26	8	A6/*A2	TT	C-7A	595	23.4	1500	59.1	30/*10	20/*5	110/*140	16/*20	2825/*3950	6230/*8700	DW20	Z1-04-1	16.0	20.2
		11AGE024	23.1-26	12	A6/*A2	TT	C-7A	595	23.4	1500	59.1	30/*10	20/*5	170/*200	25/*29	3655/*5100	8050/*11250	DW20	Z1-04-1	16.0	20.2
	13GGE003	11AGE025	23.1-26	14	A6/*A2	TT	C-7A	595	23.4	1500	59.1	30/*10	20/*5	200/*230	29/*33	4050/*5650	8900/*12450	DW20	Z1-04-1	16.0	20.2
A1FGE004 ①		A1AGE007	23.1-26	8	A6/*A2	TL	C-7B	595	23.4	1500	59.1	30/*10	20/*5	110/*140	16/*20	2825/*3950	6230/*8700	DW20	TL	20.0	25.2
A1FGE003		A1AGE006	23.1-26	12	A6/*A2	TL	C-7B	595	23.4	1500	59.1	30/*10	20/*5	170/*200	25/*29	3655/*5100	8050/*11250	DW20	TL	20.0	25.2

BIAS FLOTATION OTR TYRES

PART. No.	CAT. No.	ERP No.	Tyre Size	Ply Rating	Speed Symbol	Tyre Type	Pattern	Section Width		Overall Diameter		Max.Speed		Infl. Pressure		Max. Load		Design Rim Width	Tyre Valve	Tread Depth	
								mm	ins	mm	ins	km/h	mph	kPa	psi	kg	Lbs			(mm)	(32nds)
A4GGO001		A1AGG034	18.00-25	12	A2	TL	E-7	510	20.1	1537	60.5	10	5	275	40	8250	18200	13.00	TL	15	18.9
A4GGO003		A1AGO196	18.00-25	16	A2	TL	E-7	510	20.1	1537	60.5	10	5	375	54	10000	22000	13.00	TL	15	18.9
A4GGO004			18.00-25	28	A2	TL	E-7	510	20.1	1537	60.5	10	5	650	94	13600	29920	13.00	TL	15	18.9
		A1AGO167	21.00-25	16	A2	TL	E-7	628	24.7	1654	65.1	10	5	325	47	11800	26000	15.00	TL	15	18.9
A4GGO002		A1AGO170	21.00-25	28	A2	TL	E-7	628	24.7	1654	65.1	10	5	575	83	16500	36400	15.00	TL	15	18.9
		A1AGD001	1500X600-635	18	C	TL	E-7A	600	23.5	1500	59.1	60	37.5	470	68	5750	12676	19.5/2.5	TL	18.0	22.7
		A1AGD002	1500×750-635	18	C	TL	E-7A	750	26.5	1500	59.1	60	37.5	470	68	6500	14330	19.5/2.5	TL	18.0	22.7
	A3GNN090	A1ANN134	550/60-22.5	16	A8	TL	I-3C	537	21.1	1254	49.4	40	25	300	44	*5300/**3750	*11670/**8260	16.00DC	TL	25.0	31.5
		A1ANN132	600/55-22.5	16	A8	TL	I-3C	600	23.6	1225	48.2	40	25	260	38	3450	7590	20.00	TL	26.0	32.8
A4GNN001			700/50-22.5	12	A8	TL	I-3C	700	27.6	1270	50.0	40	25	220	32	*5600/**4000	*12330/**8810	24.00DC	TL	27.0	34.0
A4GNN002			700/50-22.5	16	A8	TL	I-3C	700	27.6	1270	50.0	40	25	280	41	*6700/**4750	*14760/**10460	24.00DC	TL	27.0	34.0

NOTE: ① ***More PART.No.s are:*** *13SGE005*

AGRICULTURAL

BIAS AGRICULTURAL TYRES

R-1 AGRI-TRAC

PART. No.	CAT. No.	ERP No.	Tyre Size	Ply Rating	Speed Symbol	Tyre Type	Pattern	Section Width		Overall Diameter		Max.Speed		Infl. Pressure		Max. Load		Design Rim Width	Tyre Valve	Tread Depth	
								mm	ins	mm	ins	km/h	mph	kPa	psi	kg	Lbs			(mm)	(32nds)
A3INN001			11.2-24	4	A6/*A8	TT	R-1K	285	11.2	1105	43.5	30/*40	20/*25	130/*120	19/*18	845/*750	1860/*1650	10.00	Z1-03-1	31.0	39.1
A3INP026			11.2-28	4	A6/*A8	TT	R-1K	285	11.2	1205	47.4	30/*40	20/*25	130/*120	19/*18	900/*800	1980/*1760	10.00	Z1-03-1	31.0	39.1
A3INN071			12.4-24	4	A6/*A8	TT	R-1K	315	12.4	1160	45.7	30/*40	20/*25	110/*110	16/*16	945/*850	2085/*1870	11.00	Z1-03-1	33.0	41.6
A3INN044			12.4-28	4	A6/*A8	TT	R-1K	315	12.4	1260	49.6	30/*40	20/*25	110/*110	16/*16	1005/*900	2215/*1980	11.00	Z1-03-1	33.0	41.6
A3INN117			12.4-28	8	A6	TT	R-1K	315	12.4	1260	49.6	30	20	230	33	1510	3330	11.00	Z1-03-1	33.0	41.6
A3INN063			14.9-24	6	A6/*A8	TT	R-1K	380	15.0	1265	49.8	30/*40	20/*25	140/*140	20/*20	1510/*1360	3330/*3000	13.00	Z1-03-1	36.0	45.4
A3INN088			14.9-24	6	A6/*A8	TT	R-1K	380	15.0	1265	49.8	30/*40	20/*25	140/*140	20/*20	1510/*1360	3330/*3000	13.00	Z1-03-1	36.0	45.4
A3INN084			14.9-24	8	A6/*A8	TT	R-1K	380	15.0	1265	49.8	30/*40	20/*25	180/*180	26/*26	1760/*1600	3880/*3520	13.00	Z1-03-1	36.0	45.4
A3INN089			14.9-24	8	A6/*A8	TT	R-1K	380	15.0	1265	49.8	30/*40	20/*25	180/*180	26/*26	1760/*1600	3880/*3520	13.00	Z1-03-1	36.0	45.4
A3INN003			12.4-24	4	A6/*A8	TT	R-1K	315	12.4	1160	45.7	30/*40	20/*25	110/*110	16/*16	945/*850	2085/*1870	11.00	Z1-03-1	36.0	45.4
A3INN005			13.6-28	6	A6/*A8	TT	R-1K	345	13.6	1310	51.6	30/*40	20/*25	160/*150	23/*22	1430/*1285	3155/*2830	12.00	Z1-03-1	37.0	46.6
A3INN083			13.6-28	8	A6/*A8	TT	R-1K	345	13.6	1310	51.6	30/*40	20/*25	210/*190	30/*28	1645/*1500	3640/*3300	12.00	Z1-03-1	37.0	46.6
A3INN006			13.6-38	8	A6	TT	R-1K	345	13.6	1565	61.6	30	20	200	29	1910	4210	12.00	Z1-03-1	37.0	46.6
A3INN076			13.6-38	10	A6	TT	R-1K	345	13.6	1565	61.6	30	20	250	36	2215	4885	12.00	Z1-03-1	37.0	46.6
A3INN008			14.9-24	6	A6/*A8	TT	R-1K	380	15.0	1265	49.8	30/*40	20/*25	140/*140	20/*20	1510/*1360	3330/*3000	13.00	Z1-03-1	38.0	47.9
A3INN009			14.9-28	6	A6/*A8	TT	R-1K	380	15.0	1365	53.7	30/*40	20/*25	140/*140	20/*20	1610/*1450	3550/*3200	13.00	Z1-03-1	38.0	47.9
A3INN085			14.9-28	8	A6/*A8	TT	R-1K	380	15.0	1365	53.7	30/*40	20/*25	180/*180	26/*26	1880/*1700	4145/*3740	13.00	Z1-03-1	38.0	47.9
A3INN010			15.5-38	8	A6	TT	R-1K	395	15.6	1570	61.8	30	20	180	26	2060	4540	14.00	Z1-03-1	37.0	46.6
A3INN077			15.5-38	8	A6	TT	R-1K	395	15.6	1570	61.8	30	20	230	33	2320	5115	14.00	Z1-03-1	37.0	46.6
A3INN014			16.9-24	8	A6/*A8	TT	R-1K	430	16.9	1335	52.6	30/*40	20/*25	170/*170	24/*24	2040/*1850	4500/*4080	15.00	Z1-03-1	39.6	49.9
A3INN015			16.9-28	6	A6/*A8	TT	R-1K	430	16.9	1435	56.5	30/*40	20/*25	130/*120	19/*18	1840/*1650	4055/*3640	15.00	Z1-03-1	39.0	49.1
A3INN074			16.9-28	8	A6/*A8	TT	R-1K	430	16.9	1435	56.5	30/*40	20/*25	170/*170	24/*24	2175/*1950	4795/*4300	15.00	Z1-03-1	39.0	49.1
A3INN016			16.9-30	6	A6/*A8	TT	R-1K	430	16.9	1485	58.5	30/*40	20/*25	130/*120	19/*18	1900/*1700	4190/*3740	15.00	Z1-03-1	39.0	49.1
A3INN073			16.9-30	8	A6/*A8	TT	R-1K	430	16.9	1485	58.5	30/*40	20/*25	170/*170	24/*24	2245/*2000	4950/*4400	15.00	Z1-03-1	39.0	49.1
A3INN090			16.9-30	14	A6	TT	R-1K	430	16.9	1485	58.5	30	20	270	39	2950	6500	15.00	Z1-03-1	39.0	49.1
A3INN017			16.9-34	6	A6/*A8	TT	R-1K	430	16.9	1585	62.4	30/*40	20/*25	130/*120	19/*18	2015/*1800	4440/*3960	15.00	Z1-03-1	39.0	49.1
A3INN018			16.9-38	8	A6/*A8	TT	R-1K	430	16.9	1685	66.3	30/*40	20/*25	170/*170	24/*24	2520/*2240	5555/*4940	15.00	Z1-03-1	39.0	49.1
A3INN094			16.9-38	8	A6/*A8	TT	R-1K	430	16.9	1685	66.3	30/*40	20/*25	170/*170	24/*24	2520/*2240	5555/*4940	15.00	Z1-03-1	39.0	49.1
A3INN078			16.9-38	10	A6	TT	R-1K	430	16.9	1685	66.3	30	20	200	29	2760	6085	15.00	Z1-03-1	39.0	49.1
A3INN093			16.9-38	10	A6	TT	R-1K	430	16.9	1685	66.3	30	20	200	29	2760	6085	15.00	Z1-03-1	39.0	49.1
A3INN022			18.4-26	6	A6/*A8	TT	R-1K	465	18.3	1450	57.1	30/*40	20/*25	110/*110	16/*16	1990/*1800	4385/*3960	16.00	Z1-03-1	39.6	49.9
A3INN023			18.4-30	6	A6/*A8	TT	R-1K	465	18.3	1550	61.0	30/*40	20/*25	110/*110	16/*16	2120/*1900	4675/*4190	16.00	Z1-03-1	39.6	49.9
A3INN086			18.4-30	8	A6/*A8	TT	R-1K	465	18.3	1550	61.0	30/*40	20/*25	140/*140	20/*20	2415/*2180	5325/*4800	16.00	Z1-03-1	39.6	49.9
A3INN045			18.4-30	10	A6/*A8	TT	R-1K	465	18.3	1550	61.0	30/*40	20/*25	180/*180	26/*26	2815/*2500	6205/*5520	16.00	Z1-03-1	39.6	49.9
A3INN024	A3GNN070		18.4-34	8	A6/*A8	TT	R-1K	465	18.3	1655	65.2	30/*40	20/*25	140/*140	20/*20	2565/*2300	5655/*5080	16.00	Z1-03-1	39.6	49.9
A3INN046			18.4-34	10	A6	TT	R-1K	465	18.3	1655	65.2	30	20	180	26	2990	6590	16.00	Z1-03-1	39.6	49.9
A3INN025	A3GNN071		18.4-38	8	A6/*A8	TT	R-1K	465	18.3	1755	69.1	30/*40	20/*25	140/*140	20/*20	2715/*2430	5985/*5360	16.00	Z1-03-1	39.6	49.9
A3INN047			18.4-38	10	A6/*A8	TT	R-1K	465	18.3	1755	69.1	30/*40	20/*25	180/*180	26/*26	3165/*2900	6975/*6400	16.00	Z1-03-1	39.6	49.9
A3INN079			18.4-38	12	A6/*A8	TT	R-1K	465	18.3	1755	69.1	30/*40	20/*25	230/*220	33/*32	3575/*3250	7880/*7150	16.00	Z1-03-1	39.6	49.9
A3INN027			20.8-38	8	A6/*A8	TT	R-1K	530	20.9	1835	72.2	30/*40	20/*25	130/*120	19/*18	3090/*2800	6810/*6150	18.00	Z1-03-1	42.0	52.9
A3INN075			20.8-38	10	A6/*A8	TT	R-1K	530	20.9	1835	72.2	30/*40	20/*25	160/*150	23/*22	3475/*3150	7660/*6950	18.00	Z1-03-1	42.0	52.9
A3INN092		A1ANN034	20.8-38	12	A6/*A8	TT	R-1K	530	20.9	1835	72.2	30/*40	20/*25	200/*190	29/*28	4000/*3550	8800/*7850	18.00	Z1-03-1	42.0	52.9
A3INN091			20.8-38	14	A8	TT	R-1K	530	20.9	1835	72.2	40	25	220	32	3875	8550	18.00	Z1-03-1	42.0	52.9
A3INN030			23.1-26	10	A6/*A8	TT	R-1K	590	23.2	1605	63.2	30/*40	20/*25	140/*140	20/*20	3245/*2900	7155/*6400	20.00	Z1-03-1	42.0	52.9
		11ANN089	23.1-26	12	A6/*A8	TT	R-1K	590	23.2	1605	63.2	30/*40	20/*25	170/*170	24/*24	3610/*3250	7960/*7150	20.00	Z1-03-1	42.0	52.9
A3INN080			23.1-26	14	A6/*A8	TT	R-1K	590	23.2	1605	63.2	30/*40	20/*25	200/*190	29/*28	3970/*3550	8750/*7850	20.00	Z1-03-1	42.0	52.9
A3INN031			24.5-32	10	A6/*A8	TT	R-1K	625	24.6	1805	71.1	30/*40	20/*25	140/*140	20/*20	3950/*3550	8710/*7850	21.00	Z1-03-1	43.0	54.2
A3INN087			24.5-32	12	A6/*A8	TT	R-1K	625	24.6	1805	71.1	30/*40	20/*25	170/*170	24/*24	4390/*4000	9680/*8800	21.00	Z1-03-1	43.0	54.2

BIAS AGRICULTURAL TYRES

R-1 AGRI-TRAC+

PART. No.	CAT. No.	ERP No.	Tyre Size	Ply Rating	Speed Symbol	Tyre Type	Pattern	Section Width		Overall Diameter		Max.Speed		Infl. Pressure		Max. Load		Design Rim Width	Tyre Valve	Tread Depth	
								mm	ins	mm	ins	km/h	mph	kPa	psi	kg	Lbs			(mm)	(32nds)
	A3GNP007		11.2-24	4	A6/*A8	TT	R-1K	285	11.2	1105	43.5	30/*40	20/*25	130/*120	19/*18	845/*750	1860/*1655	10.00	Z1-03-1	34.0	42.8
	A3GNP010		11.2-24	8	A6	TT	R-1K	285	11.2	1105	43.5	30	20	240	35	1225	2700	10.00	Z1-03-1	34.0	42.8
	A3GNN034	11ANN200	11.2-28	4	A6/*A8	TT	R-1K	285	11.2	1205	47.4	30/*40	20/*25	130/*120	19/*18	900/*800	1980/*1760	10.00		31.0	39.1
		11ANN201	11.2-28	8	A6	TT	R-1K	285	11.2	1205	47.4	30	20	240	35	1305	2880	10.00		31.0	39.1
	A3GNN028		12.4-24	4	A6/*A8	TT	R-1K	315	12.4	1160	45.7	30/*40	20/*25	110/*110	16/*16	945/*850	2085/*1870	11.00	Z1-03-1	33.0	41.6
	A3GNN051		12.4-28	8	A6/*A8	TT	R-1K	315	12.4	1260	49.6	30/*40	20/*25	230/*220	33/*32	1415/*1285	3120/*2830	11.00	Z1-03-1	33.0	41.6
	A3GNN024		12.4-28	4	A6/*A8	TT	R-1K	315	12.4	1260	49.6	30/*40	20/*25	110/*110	16/*16	1005/*900	2215/*1980	11.00	Z1-03-1	33.0	41.6
	A3GNN012		13.6-28	6	A6/*A8	TT	R-1K	345	13.6	1310	51.6	30/*40	20/*25	160/*150	23/*22	1430/*1285	3155/*2830	12.00	Z1-03-1	37.0	46.6
	A3GNN025		13.6-38	8	A6	TT	R-1K	345	13.6	1565	61.6	30	20	200	29	1910	4210	12.00	Z1-03-1	37.0	46.6
A4NNN008	A3GNN022		14.9-24	6	A6/*A8	TT	R-1K	380	15.0	1265	49.8	30/*40	20/*25	140/*140	20/*20	1510/*1360	3330/*3000	13.00	Z1-03-1	36.0	45.4
A4NNN014			14.9-24	6	A6/*A8	TL	R-1K	380	15.0	1265	49.8	30/*40	20/*25	140/*140	20/*20	1510/*1360	3330/*3000	13.00	TL	36.0	45.4
A4NNN009	A3GNN023		14.9-24	8	A6/*A8	TT	R-1K	380	15.0	1265	49.8	30/*40	20/*25	180/*180	26/*26	1760/*1600	3880/*3520	13.00	Z1-03-1	36.0	45.4
A4NNN015			14.9-24	8	A6/*A8	TL	R-1K	380	15.0	1265	49.8	30/*40	20/*25	180/*180	26/*26	1760/*1600	3880/*3520	13.00	TL	36.0	45.4
		11ANN118	14.9-24	10	A6/*A8	TT	R-1K	380	15.0	1265	49.8	30/*40	20/*25	230/*210	33/*30	1990/*1700	4385/*3740	13.00	Z1-03-1	36.0	45.4
	A3GNN029		14.9-28	6	A6/*A8	TT	R-1K	380	15.0	1365	53.7	30/*40	20/*25	140/*140	20/*20	1610/*1450	3550/*3200	13.00	Z1-03-1	38.0	47.9
	A3GNN026		15.5-38	8	A6	TT	R-1K	395	15.6	1570	61.8	30	20	180	26	2060	4540	14.00	Z1-03-1	37.0	46.6
	A3GNN013		16.9-24	8	A6/*A8	TT	R-1K	430	16.9	1335	52.6	30/*40	20/*25	170/*170	24/*24	2040/*1850	4500/*4080	15.00	Z1-03-1	39.6	49.9
	A3GNN030		16.9-28	6	A6/*A8	TT	R-1K	430	16.9	1435	56.5	30/*40	20/*25	130/*120	19/*18	1840/*1650	4055/*3640	15.00	Z1-03-1	39.0	49.1
	A3GNN052		16.9-28	8	A6/*A8	TT	R-1K	430	16.9	1435	56.5	30/*40	20/*25	170/*170	24/*24	2175/*1950	4795/*4300	15.00	Z1-03-1	39.0	49.1
A4NNN012	A3GNN014		16.9-30	6	A6/*A8	TT	R-1K	430	16.9	1485	58.5	30/*40	20/*25	130/*120	19/*18	1900/*1700	4190/*3740	15.00	Z1-03-1	39.0	49.1
A4NNN020			16.9-30	8	A6/*A8	TT	R-1K	430	16.9	1485	58.5	30/*40	20/*25	170/*170	24/*24	2245/*2000	4950/*4400	15.00	Z1-03-1	39.0	49.1
A4NNN013			16.9-30	14	A6	TT	R-1K	430	16.9	1485	58.5	30	20	270	39	2950	6500	15.00	Z1-03-1	39.0	49.1
	A3GNN015		16.9-34	6	A6/*A8	TT	R-1K	430	16.9	1585	62.4	30/*40	20/*25	130/*120	19/*18	2015/*1800	4440/*3960	15.00	Z1-03-1	39.0	49.1
A31NN108	A3GNN016		16.9-38	8	A6/*A8	TT	R-1K	430	16.9	1685	66.3	30/*40	20/*25	170/*170	24/*24	2520/*2240	5555/*4940	15.00	Z1-03-1	39.0	49.1
A31NN109	A3GNN055		16.9-38	10	A6	TT	R-1K	430	16.9	1685	66.3	30	20	200	29	2760	6085	15.00	Z1-03-1	39.0	49.1
	A3GNN017		18.4-26	6	A6/*A8	TT	R-1K	465	18.3	1450	57.1	30/*40	20/*25	110/*110	16/*16	1990/*1800	4385/*3960	16.00	Z1-03-1	39.6	49.9
	A3GNN077		18.4-26	10	A6/*A8	TT	R-1K	465	18.3	1450	57.1	30/*40	20/*25	180/*180	26/*26	2645/*2360	5830/*5200	16.00	Z1-03-1	39.6	49.9
	A3GNN056		18.4-26	12	A6/*A8	TT	R-1K	465	18.3	1450	57.1	30/*40	20/*25	230/*220	33/*32	2985/*2650	6580/*5840	16.00	Z1-03-1	39.6	49.9
	A3GNN031		18.4-30	6	A6/*A8	TT	R-1K	465	18.3	1550	61.0	30/*40	20/*25	110/*110	16/*16	2120/*1900	4675/*4190	16.00	Z1-03-1	39.6	49.9
	A3GNN048		18.4-30	10	A6/*A8	TT	R-1K	465	18.3	1550	61.0	30/*40	20/*25	180/*180	26/*26	2815/*2500	6205/*5520	16.00	Z1-03-1	39.6	49.9
A4NNN010	A3GNN018		18.4-34	8	A6/*A8	TT	R-1K	465	18.3	1655	65.2	30/*40	20/*25	140/*140	20/*20	2565/*2300	5655/*5080	16.00	Z1-03-1	39.6	49.9
A31NN036	A3GNN010		18.4-34	8	A6/*A8	TT	R-1K	465	18.3	1655	65.2	30/*40	20/*25	140/*140	20/*20	2565/*2300	5655/*5080	16.00	Z1-03-1	39.6	49.9
	A3GNN049		18.4-34	10	A6	TT	R-1K	465	18.3	1655	65.2	30	20	180	26	2990	6590	16.00	Z1-03-1	39.6	49.9
		11ANN119	18.4-34	12	A6	TT	R-1K	465	18.3	1655	65.2	30	20	230	33	3375	7440	16.00	Z1-03-1	39.6	49.9
A31NN039	A3GNN019		18.4-38	8	A6/*A8	TT	R-1K	465	18.3	1755	69.1	30/*40	20/*25	140/*140	20/*20	2715/*2430	5985/*5360	16.00	Z1-03-1	39.6	49.9
A31NN095	A3GNN050		18.4-38	10	A6/*A8	TT	R-1K	465	18.3	1755	69.1	30/*40	20/*25	180/*180	26/*26	3165/*2900	6975/*6400	16.00	Z1-03-1	39.6	49.9
A4NNN011	A3GNN027	11ANN126	20.8-38	8	A6/*A8	TT	R-1K	530	20.9	1835	72.2	30/*40	20/*25	130/*120	19/*18	3090/*2800	6810/*6150	18.00	Z1-03-1	42.0	52.9
	A3GNN082	11ANN124	20.8-38	10	A6/*A8	TT	R-1K	530	20.9	1835	72.2	30/*40	20/*25	160/*150	23/*22	3475/*3150	7660/*6950	18.00	Z1-03-1	42.0	52.9

BIAS AGRICULTURAL TYRES

R-1 AGRI-TRAC+

PART. No.	CAT. No.	ERP No.	Tyre Size	Ply Rating	Speed Symbol	Tyre Type	Pattern	Section Width		Overall Diameter		Max.Speed		Infl. Pressure		Max. Load		Design Rim Width	Tyre Valve	Tread Depth	
								mm	ins	mm	ins	km/h	mph	kPa	psi	kg	Lbs			(mm)	(32nds)
A4NNN077	A3GNN053	11ANN117	20.8-38	12	A6/*A8	TT	R-1K	530	20.9	1835	72.2	30/*40	20/*25	200/*190	29/*28	4000/*3550	8800/*7850	18.00	Z1-03-1	42.0	52.9
A4NNN056		11ANN113	20.8-38	14	A8	TT	R-1K	530	20.9	1835	72.2	40	25	220	32	3875	8550	18.00	Z1-03-1	42.0	52.9
A31NN116	A3GNN020		23.1-26	10	A6/*A8	TT	R-1K	590	23.2	1605	63.2	30/*40	20/*25	140/*140	20/*20	3245/*2900	7155/*6400	20.00	Z1-03-1	42.0	52.9
	A3GNN054	11ANN165	23.1-26	12	A6/*A8	TT	R-1K	590	23.2	1605	63.2	30/*40	20/*25	170/*170	24/*24	3610/*3250	7960/*7150	20.00	Z1-03-1	42.0	52.9
A31NN118			23.1-26	14	A6/*A8	TT	R-1K	590	23.2	1605	63.2	30/*40	20/*25	200/*190	29/*28	3970/*3550	8750/*7850	20.00	Z1-03-1	42.0	52.9
	A3GNN021		24.5-32	10	A6/*A8	TT	R-1K	625	24.6	1805	71.1	30/*40	20/*25	140/*140	20/*20	3950/*3550	8710/*7850	21.00	Z1-03-1	43.0	54.2
	A3GNN047		24.5-32	12	A6/*A8	TT	R-1K	625	24.6	1805	71.1	30/*40	20/*25	170/*170	24/*24	4390/*4000	9680/*8800	21.00	Z1-03-1	43.0	54.2

R-1 STANDARD SERIES

PART. No.	CAT. No.	ERP No.	Tyre Size	Ply Rating	Speed Symbol	Tyre Type	Pattern	Section Width		Overall Diameter		Max.Speed		Infl. Pressure		Max. Load		Design Rim Width	Tyre Valve	Tread Depth	
								mm	ins	mm	ins	km/h	mph	kPa	psi	kg	Lbs			(mm)	(32nds)
A4NNP013	A3GNP005	11ANP031	8.3-24*	6	A6	TT	R-1	210	8.3	995	39.2	30	20	240	35	810	1785	7.00	Z1-03-1	28.0	35.3
	A3GNP001	11ANP016	8.3-24*	8	A6	TT	R-1	210	8.3	995	39.2	30	20	320	46	960	2115	7.00	Z1-03-1	28.0	35.3
		11ANP027	8.3-24*	8	A6	TT	R-1	210	8.3	995	39.2	30	20	320	46	960	2115	7.00	Z1-03-1	28.0	35.3
	A3GNP006		9.5-20	6	A6	TT	R-1	240	9.4	950	37.4	30	20	210	30	810	1785	8.00	Z1-03-1	30.0	37.8
	A3GNP002	11ANN076	9.5-20	8	A6	TT	R-1	240	9.4	950	37.4	30	20	280	41	955	2105	8.00	Z1-03-1	30.0	37.8
A4NNP004	13GNN003	11ANP005	9.5-24	6	A6/*A8	TT	R-1	240	9.4	1050	41.3	30/*40	20/*25	210/*210	30/*30	940/*850	2070/*1870	8.00	Z1-03-1	30.0	37.8
A4NNP005	A3GNP030		9.5-24	8	A6	TT	R-1	240	9.4	1050	41.3	30	20	280	41	1110	2445	8.00	Z1-03-1	30.0	37.8
		11ANN044	11-32	8	A6	TT	R-1	305	12.0	1360	53.5	30	20	210	30	1260	2775	10.00	Z1-03-1	33.0	41.6
A4NNN007			11.2-24	4	A6/*A8	TT	R-1	285	11.2	1105	43.5	30/*40	20/*25	130/*120	19/*18	845/*750	1860/*1655	10.00	Z1-03-1	31.0	39.1
A4NNN006		11ANN092	11.2-24	6	A6/*A8	TT	R-1	285	11.2	1105	43.5	30/*40	20/*25	180/*180	26/*26	1045/*950	2300/*2090	10.00	Z1-03-1	31.0	39.1
		11ANN063	11.2-24	8	A6	TT	R-1	285	11.2	1105	43.5	30	20	240	35	1225	2700	10.00	Z1-03-1	31.0	39.1
		11ANN128	11.2-24*	8	A6	TT	R-1	285	11.2	1105	43.5	30	20	240	35	1225	2700	10.00	Z1-03-1	31.0	39.1
		11ANN084	11.2-28*	6	A6/*A8	TT	R-1	285	11.2	1205	47.4	30/*40	20/*25	180/*180	26/*26	1115/*1000	2460/*2200	10.00	Z1-03-1	31.0	39.1
		A1ANN018	12.4-24	6	A6/*A8	TT	R-1	315	12.4	1160	45.7	30/*40	20/*25	170/*170	24/*24	1200/*1090	2645/*2400	11.00	Z1-03-1	30.0	37.8
		A1ANN001	12.4-24	8	A6/*A8	TT	R-1	315	12.4	1160	45.7	30/*40	20/*25	230/*220	33/*32	1415/*1285	3120/*2830	11.00	Z1-03-1	30.0	37.8
A4NNN017		A1ANN020	12.4-28	6	A6/*A8	TT	R-1	315	12.4	1260	49.6	30/*40	20/*25	170/*170	24/*24	1275/*1150	2810/*2540	11.00	Z1-03-1	33.0	41.6
	13GNN002	11ANN086	12.4-28	8	A6	TT	R-1	315	12.4	1260	49.6	30	20	230/*220	33/*32	1415/*1285	3120/*2830	11.00	Z1-03-1	33.0	41.6
		11ANN167	12.4-28	12	A6	TT	R-1	315	12.4	1260	49.6	30	20	340	49	1890	4160	11.00	Z1-03-1	33.0	41.6
A4NNN001		A1ANN124	13.6-28	4	A6/*A8	TT	R-1	345	13.6	1310	51.6	30/*40	20/*25	100/*100	14/*14	1100/*1000	2425/*2200	12.00	Z1-03-1	34.0	42.8
A4NNN002		11ANN069	13.6-28	6	A6/*A8	TT	R-1	345	13.6	1310	51.6	30/*40	20/*25	160/*150	23/*22	1430/*1285	3155/*2830	12.00	Z1-03-1	34.0	42.8
	A3GNN057	11ANN110	13.6-28	8	A6/*A8	TT	R-1	345	13.6	1310	51.6	30/*40	20/*25	210/*190	30/*28	1645/*1500	3640/*3300	12.00	Z1-03-1	34.0	42.8
		A1ANN035	13.6-28	10	A6/*A8	TT	R-1	345	13.6	1310	51.6	30/*40	20/*25	250/*250	36/*36	1910/*1700	4210/*3740	12.00	Z1-03-1	34.0	42.8
		11ANN166	13.6-28	12	A6	TT	R-1	345	13.6	1310	51.6	30	20	300	44	2120	4670	12.00	Z1-03-1	34.0	42.8
		11ANN091	13.6-38*	6	A6/*A8	TT	R-1	345	13.6	1565	61.6	30/*40	20/*25	160/*150	23/*22	1660/*1500	3660/*3300	12.00	Z1-03-1	34.0	42.8
		11ANN054	13.6-38*	8	A6	TT	R-1	345	13.6	1565	61.6	30	20	200	29	1910	4210	12.00	Z1-03-1	34.0	42.8
		11ANN070	13.6-38*	8	A6	TL	R-1	345	13.6	1565	61.6	30	20	200	29	1910	4210	12.00	TL	34.0	42.8
		11ANN171	13.6-38	10	A6	TT	R-1	345	13.6	1565	61.6	30	20	250	36	2215	4880	12.00	Z1-03-1	34.0	42.8
		11ANN071	14.9-24	6	A6/*A8	TT	R-1	380	15.0	1265	49.8	30/*40	20/*25	140/*140	20/*20	1510/*1360	3330/*3000	13.00	Z1-03-1	35.0	44.1
A1FNN001	A3GNN091	11ANN077	14.9-24	8	A6/*A8	TT	R-1	380	15.0	1265	49.8	30/*40	20/*25	180/*180	26/*26	1760/*1600	3880/*3520	13.00	Z1-03-1	35.0	44.1
		A1ANN122	14.9-24*	8	A6/*A8	TL	R-1	380	15.0	1265	49.8	30/*40	20/*25	180/*180	26/*26	1760/*1600	3880/*3520	13.00	Z1-03-1	35.0	44.1
A4NNN003		A1ANN125	14.9-28	6	A6/*A8	TT	R-1	380	15.0	1365	53.7	30/*40	20/*25	140/*140	20/*20	1610/*1450	3550/*3200	13.00	Z1-03-1	35.0	44.1
A4NNN004	A3GNN058	11ANN057	14.9-28	8	A6/*A8	TT	R-1	380	15.0	1365	53.7	30/*40	20/*25	180/*180	26/*26	1880/*1700	4145/*3740	13.00	Z1-03-1	35.0	44.1
		11ANN168	14.9-28	12	A6	TT	R-1	380	15.0	1365	53.7	30	20	280	41	2370	5220	13.00	Z1-03-1	35.0	44.1
		11ANN088	15-24	10	A6	TT	R-1	410	16.1	1330	52.4	30	20	280	41	2800	6170	14.00	Z1-03-1		
A4NNN019		11ANN056	15.5-38	8	A6	TT	R-1	395	15.6	1570	61.8	30	20	180	26	2060	4540	14.00	Z1-03-1	34.0	42.8
		11ANN066	15.5-38*	8	A6	TL	R-1	395	15.6	1570	61.8	30	20	180	26	2060	4540	14.00	TL	34.0	42.8

BIAS AGRICULTURAL TYRES

R-1 STANDARD SERIES

PART. No.	CAT. No.	ERP No.	Tyre Size	Ply Rating	Speed Symbol	Tyre Type	Pattern	Section Width		Overall Diameter		Max.Speed		Infl. Pressure		Max. Load		Design Rim Width	Tyre Valve	Tread Depth	
								mm	ins	mm	ins	km/h	mph	kPa	psi	kg	Lbs			(mm)	(32nds)
		11ANN170	15.5-38	10	A6	TT	R-1	395	15.6	1570	61.8	30	20	230	33	2320	5110	14.00	Z1-03-1	34.0	42.8
	A3GNN083	11ANN074	16.9-28*	6	A6/*A8	TT	R-1	430	16.9	1435	56.5	30/*40	20/*25	130/*120	19/*18	1840/*1650	4055/*3640	15.00	Z1-03-1	35.0	44.1
	A3GNN084	11ANN087	16.9-28*	8	A6/*A8	TT	R-1	430	16.9	1435	56.5	30/*40	20/*25	170/*170	24/*24	2175/*1950	4795/*4300	15.00	Z1-03-1	35.0	44.1
	A3GNN085	A1ANN022	16.9-28	10	A6/*A8	TT	R-1	430	16.9	1435	56.5	30/*40	20/*25	200/*190	29/*28	2380/*2120	5245/*4680	15.00	Z1-03-1	35.0	44.1
		11ANN169	16.9-28	12	A6	TT	R-1	430	16.9	1435	56.5	30	20	240	35	2640	5820	15.00	Z1-03-1	35.0	44.1
	A3GNN059	11ANN048	16.9-30*	8	A6/*A8	TT	R-1	430	16.9	1485	58.5	30/*40	20/*25	170/*170	24/*24	2245/*2000	4950/*4400	15.00	Z1-03-1	35.0	44.1
		11ANN081	16.9-30*	8	A6/*A8	TL	R-1	430	16.9	1485	58.5	30/*40	20/*25	170/*170	24/*24	2245/*2000	4950/*4400	15.00	TL	35.0	44.1
		11ANN079	16.9-30	10	A6/*A8	TT	R-1	430	16.9	1485	58.5	30/*40	20/*25	200/*190	29/*28	2455/*2240	5410/*4940	15.00	Z1-03-1	35.0	44.1
A4NNN005		11ANN060	16.9-34*	8	A6/*A8	TT	R-1	430	16.9	1585	62.4	30/*40	20/*25	170/*170	24/*24	2380/*2120	5245/*4680	15.00	Z1-03-1	35.0	44.1
		11ANN131	16.9-34	10	A6/*A8	TT	R-1	430	16.9	1585	62.4	30/*40	20/*25	200/*190	29/*28	2605/*2360	5740/*5200	15.00	Z1-03-1	35.0	44.1
		11ANN129	16.9-34	10	A6/*A8	TT	R-1	430	16.9	1585	62.4	30/*40	20/*25	200/*190	29/*28	2605/*2360	5740/*5200	15.00	Z1-03-1	35.0	44.1
		11ANN061	16.9-38	8	A6/*A8	TT	R-1	430	16.9	1685	66.3	30/*40	20/*25	170/*170	24/*24	2520/*2240	5555/*4940	15.00	Z1-03-1	35.0	44.1
		11ANN080	16.9-38*	8	A6/*A8	TL	R-1	430	16.9	1685	66.3	30/*40	20/*25	170/*170	24/*24	2520/*2240	5555/*4940	15.00	TL	35.0	44.1
		11ANN083	18.4-28*	8	A6/*A8	TT	R-1	467	18.4	1500	59.1	30/*40	20/*25	140/*140	20/*20	2310/*2120	5090/*4680	16.00	Z1-03-1	37.0	46.6
A4NNN018	A3GNN060	11ANN055	18.4-30*	8	A6/*A8	TT	R-1	465	18.3	1550	61.0	30/*40	20/*25	140/*140	20/*20	2415/*2180	5325/*4800	16.00	Z1-03-1	37.0	46.6
		11ANN085	18.4-30	10	A6/*A8	TT	R-1	465	18.3	1550	61.0	30/*40	20/*25	180/*180	26/*26	2815/*2500	6205/*5520	16.00	Z1-03-1	37.0	46.6
		A1ANN023	18.4-30	12	A6	TT	R-1	465	18.3	1550	61.0	30	20	230	33	3180	7010	16.00	Z1-03-1	37.0	46.6
		11ANN101	18.4-30	14	A6	TT	R-1	465	18.3	1550	61.0	30	20	260	38	3630	8000	16.00	Z1-03-1	37.0	46.6
		11ANN082	20.8-38	10	A6/*A8	TT	R-1	530	20.9	1835	72.2	30/*40	20/*25	160/*150	23/*22	3475/*3150	7660/*6950	18.00	Z1-03-1	38.0	47.9
		11ANN095	20.8-38	10	A6/*A8	TL	R-1	530	20.9	1835	72.2	30/*40	20/*25	160/*150	23/*22	3475/*3150	7660/*6950	18.00	Z1-03-1	38.0	47.9
		11ANN099	23.1-30	8	A6/*A8	TT	R-1	587	23.1	1705	67.1	30/*40	20/*25	110/*110	16/*16	3035/*2725	6690/*6000	20.00	Z1-03-1	37.0	46.6
		11ANN093	23.1-30	12	A6	TT	R-1	587	23.1	1705	67.1	30	20	170	25	3850	8490	20.00	Z1-03-1	37.0	46.6
		11ANN104	24.5-32	12	A6/*A8	TT	R-1	625	24.6	1805	71.1	30/*40	20/*25	170/*170	24/*24	4390/*4000	9680/*8800	21.00	Z1-03-1	39.0	49.1
		11ANN072	24.5-32	10	A6/*A8	TL	R-1	625	24.6	1805	71.1	30/*40	20/*25	140/*140	20/*20	3950/*3550	8710/*7850	21.00	Z1-03-1	39.0	49.1
		A1ANN027	24.5-32	12	A6/*A8	TL	R-1	625	24.6	1805	71.1	30/*40	20/*25	170/*170	24/*24	4390/*4000	9680/*8800	21.00	TL	39.0	49.1
A4PNN002			24.5-32	16	A6/*A8	TL	R-1	625	24.6	1805	71.1	40	25	220	32	4750	10470	21.00	TL	39.0	49.1

R-1 OEM SERIES

PART. No.	CAT. No.	ERP No.	Tyre Size	Ply Rating	Speed Symbol	Tyre Type	Pattern	Section Width		Overall Diameter		Max.Speed		Infl. Pressure		Max. Load		Design Rim Width	Tyre Valve	Tread Depth	
								mm	ins	mm	ins	km/h	mph	kPa	psi	kg	Lbs			(mm)	(32nds)
		11ANN191	11.2-28	6	A6/*A8	TT	R-1S	285	11.2	1205	47.4	30/*40	20/*25	180/*180	26/*26	1115/*1000	2460/*2200	10.00	Z1-03-1	35.0	44.1
		11ANN237	11.2-38	12	A6	TT	R-1S	284	11.2	1459	57.4	30	20	340	49	1885	4155	10.00	Z1-03-1	35.0	44.1
		11ANN198	11-32	12	A6	TT	R-1S	305	12.0	1360	53.5	30	20	290	42	1530	3370	6.00	Z1-03-1	35.0	44.1
A1TNN008 ①	A3GNP023	11ANN143	12.4-24*	6	A6/*A8	TT	R-1S	315	12.4	1160	45.7	30/*40	20/*25	170/*170	24/*24	1200/*1090	2645/*2400	11.00	Z1-03-1	37.0	46.6
		11ANN153	12.4-24	8	A6/*A8	TT	R-1S	315	12.4	1160	45.7	30/*40	20/*25	230/*220	33/*32	1415/*1285	3120/*2830	11.00	Z1-03-1	37.0	46.6
A1TNN010 ②		11ANP037	9.5-24	6	A6/*A8	TT	R-1S	240	9.4	1050	41.3	30/*40	20/*25	210/*210	30/*30	940/*850	2070/*1870	8.00	Z1-03-1	33.0	41.6

NOTE: ① ***More PART.No.s are:*** *A2TNN005*
② ***More PART.No.s are:*** *A2TNN003*

BIAS AGRICULTURAL TYRES

R-1 OEM SERIES

PART. No.	CAT. No.	ERP No.	Tyre Size	Ply Rating	Speed Symbol	Tyre Type	Pattern	Section Width		Overall Diameter		Max.Speed		Infl. Pressure		Max. Load		Design Rim Width	Tyre Valve	Tread Depth	
								mm	ins	mm	ins	km/h	mph	kPa	psi	kg	Lbs			(mm)	(32nds)
A1TNN007	A3GNP022	11ANN142	11.2-24*	6	A6/*A8	TT	R-1S	285	11.2	1105	43.5	30/*40	20/*25	180/*180	26/*26	1045/*950	2300/*2090	10.00	Z1-03-1	35.5	44.7
		11ANN194	12.4-28	8	A6/*A8	TT	R-1S	315	12.4	1260	49.6	30/*40	20/*25	230/*220	33/*32	1415/*1285	3120/*2830	11.00	Z1-03-1	36.0	45.4
		11ANN228	12.4-36	12	A6	TL	R-1S	315	12.4	1465	57.7	30	20	330	48	2125	4685	11.00	TL	36.0	45.4
		11ANN195	12.4-48	12	A6	TT	R-1S	315	12.4	1760	69.3	30	20	320	46	2975	6660	11.00	Z1-03-1	36.0	45.4
		A1ANN135	12.4-54	12	A6	TL	R-1S	315	12.4	1921	75.6	30	20	310	45	3205	7060	11.00	TL	36.0	45.4
		11ANN197	13.6-24	8	A6/*A8	TT	R-1S	345	13.6	1210	47.6	30/*40	20/*25	210/*190	30/*28	1545/*1400	3405/*3080	12.00	Z1-03-1	37.0	46.6
		11ANN226	13.6-38	8	A6	TT	R-1S	345	13.6	1565	61.6	30	20	200	29	1910	4210	12.00	Z1-03-1	37.0	46.6
		11ANN152	14.9-24*	6	A6/*A8	TT	R-1S	380	15.0	1265	49.8	30/*40	20/*25	140/*140	20/*20	1510/*1360	3330/*3000	13.00	Z1-03-1	38.0	47.9
A1TNN004	A3GNN074	11ANN136	14.9-24	8	A6/*A8	TT	R-1S	380	15.0	1265	49.8	30/*40	20/*25	180/*180	26/*26	1760/*1600	3880/*3520	13.00	Z1-03-1	38.0	47.9
		11ANN213	14.9-26	6	A6/*A8	TT	R-1S	378	14.9	1316	51.8	30/*40	20/*25	140/*140	20/*20	1560/*1400	3420/*3080	13.00	Z1-03-1	38.0	47.9
		11ANN207	14.9-26	8	A6/*A8	TT	R-1S	378	14.9	1316	51.8	30/*40	20/*25	180/*180	26/*26	1820/*1650	4010/*3640	13.00	Z1-03-1	38.0	47.9
A1TNN005	A3GNN075	11ANN138	14.9-28	8	A6/*A8	TT	R-1S	380	15.0	1365	53.7	30/*40	20/*25	180/*180	26/*26	1880/*1700	4145/*3740	13.00	Z1-03-1	38.0	47.9
		11ANN209	14.9-30	10	A6/*A8	TT	R-1S	378	14.9	1415	55.7	30/*40	20/*25	230/*220	33/*32	2190/*1950	4830/*4300	13.00	Z1-03-1	38.0	47.9
		11ANN162	14.9-48	12	A6	TT	R-1S	378	14.9	1875	73.8	30	20	270	39	3700	8150	13.00	Z1-03-1	38.0	47.9
		11ANN205	15-24	10	A6	TT	R-1S	410	16.1	1330	52.4	30	20	280	40	2800	6170	14.00	Z1-03-1	39.0	49.1
		11ANN223	15.5-38	8	A6	TT	R-1S	395	15.6	1570	61.8	30	20	180	26	2060	4540	14.00	Z1-03-1	37.0	46.6
		11ANN215	16.9-24	8	A6/*A8	TT	R-1S	430	16.9	1335	52.6	30/*40	20/*25	170/*170	24/*24	2040/*1850	4500/*4080	15.00	Z1-03-1	39.0	49.1
		11ANN221	16.9-24	12	A6	TT	R-1S	430	16.9	1335	52.6	30	20	250	36	2550	5620	15.00	Z1-03-1	39.0	49.1
A2TNN001 ①		11ANN241	16.9-28	8	A6/*A8	TT	R-1S	430	16.9	1435	56.5	30/*40	20/*25	170/*170	24/*24	2175/*1950	4795/*4300	15.00	Z1-03-1	39.0	49.1
A1TNN011		11ANN157	16.9-28	10	A6/*A8	TT	R-1S	430	16.9	1435	56.5	30/*40	20/*25	200/*190	29/*28	2380/*2120	5245/*4680	15.00	Z1-03-1	39.0	49.1
A2TNN004			16.9-28	10	A6/*A8	TT	R-1S	430	16.9	1435	56.5	30/*40	20/*25	200/*190	29/*28	2380/*2120	5245/*4680	15.00	Z1-03-1	39.0	49.1
		11ANN156	16.9-30	8	A6/*A8	TT	R-1S	430	16.9	1485	58.5	30/*40	20/*25	170/*170	24/*24	2245/*2000	4950/*4400	15.00	Z1-03-1	39.0	49.1
		11ANN243	16.9-30	10	A6/*A8	TT	R-1S	430	16.9	1485	58.5	30/*40	20/*25	200/*190	29/*28	2455/*2240	5410/*4940	15.00	Z1-03-1	39.0	49.1
		11ANN232	16.9-30	12	A6	TT	R-1S	430	16.9	1485	58.5	30	20	240	35	2730	6000	15.00	Z1-03-1	39.0	49.1
		11ANN149	18.4-26	10	A6/*A8	TT	R-1S	465	18.3	1450	57.1	30/*40	20/*25	180/*180	26/*26	2645/*2360	5830/*5200	16.00	Z1-03-1	41.5	52.3
A1TNN009 ②		11ANN159	18.4-30	10	A6/*A8	TT	R-1S	465	18.3	1550	61.0	30/*40	20/*25	180/*180	26/*26	2815/*2500	6205/*5520	16.00	Z1-03-1	41.5	52.3
		11ANN234	18.4-30	12	A6	TT	R-1S	465	18.3	1550	61.0	30	20	230	33	3180	7010	16.00	Z1-03-1	41.5	52.3
		11ANN148	18.4-34	8	A6/*A8	TT	R-1S	465	18.3	1655	65.2	30/*40	20/*25	140/*140	20/*20	2565/*2300	5655/*5080	16.00	Z1-03-1	41.5	52.3
		11ANN154	18.4-34	10	A6	TT	R-1S	465	18.3	1655	65.2	30	20	180	26	2990	6590	16.00	Z1-03-1	41.5	52.3
		11ANN150	18.4-38*	8	A6/*A8	TT	R-1S	465	18.3	1755	69.1	30/*40	20/*25	140/*140	20/*20	2715/*2430	5985/*5360	16.00	Z1-03-1	41.5	52.3
A1TNN006	A3GNN076	11ANN141	18.4-38	10	A6/*A8	TT	R-1S	465	18.3	1755	69.1	30/*40	20/*25	180/*180	26/*26	3165/*2900	6975/*6400	16.00	Z1-03-1	41.5	52.3
		11ANN245	18.4-42	10	A6/*A8	TT	R-1S	467	18.4	1755	69.1	30/*40	20/*25	180/*180	26/*26	3330/*3000	7340/*6600	16.00	Z1-03-1	40.9	51.5
		11ANN155	20.8-38	10	A6/*A8	TT	R-1S	530	20.9	1835	72.2	30/*40	20/*25	160/*150	23/*22	3475/*3150	7660/*6950	18.00	Z1-03-1	42.0	52.9
		11ANN172	20.8-38	12	A6/*A8	TT	R-1S	530	20.9	1835	72.2	30/*40	20/*25	200/*190	29/*28	4000/*3550	8800/*7850	18.00	Z1-03-1	42.0	52.9
		11ANN158	20.8-38	18	A6	TT	R-1S	530	20.9	1835	72.2	30	20	380	55	5875	12950	18.00	Z1-03-1	42.0	52.9
		11ANN211	20.8-42	10	A8	TT	R-1S	528	20.8	1935	76.2	40	25	*150	*22	*3350	*7400	18.00	Z1-03-1	42.0	52.9
		11ANN239	23.1-26	10	A6/*A8	TT	R-1S	590	23.2	1605	63.2	30/*40	20/*25	140/*140	20/*20	3245/*2900	7155/*6400	20.00	Z1-03-1	42.6	53.7
		11ANN230	23.1-26	12	A6/*A8	TT	R-1S	590	23.2	1605	63.2	30/*40	20/*25	170/*170	24/*24	3610/*3250	7960/*7150	20.00	Z1-03-1	42.6	53.7
		11ANN247	23.1-26	12	A6/*A8	TL	R-1S	590	23.2	1605	63.2	30/*40	20/*25	170/*170	24/*24	3610/*3250	7960/*7150	20.00	Z1-03-1	42.6	53.7
		11ANN164	23.1-30	12	A6	TT	R-1S	587	23.1	1705	67.1	30	20	170	24	3850	8490	20.00	Z1-03-1	42.6	53.7
		11ANN151	24.5-32	10	A6/*A8	TT	R-1S	625	24.6	1805	71.1	30/*40	20/*25	140/*140	20/*20	3950/*3550	8710/*7850	21.00	Z1-03-1	43.0	54.2
		11ANN219	24.5-32	16	A6	TT	R-1S	625	24.6	1805	71.1	30	20	210	30	4995	11010	21.00	Z1-03-1	43.0	54.2

NOTE: ① ***More PART.No.s are:*** *A1TNN012*
② ***More PART.No.s are:*** *A2TNN002*

BIAS AGRICULTURAL TYRES

R-1 IRRIGATION SERIES

PART. No.	CAT. No.	ERP No.	Tyre Size	Ply Rating	Speed Symbol	Tyre Type	Pattern	Section Width		Overall Diameter		Max.Speed		Infl. Pressure		Max. Load		Design Rim Width	Tyre Valve	Tread Depth	
								mm	ins	mm	ins	km/h	mph	kPa	psi	kg	Lbs			(mm)	(32nds)
A3INN113	A3GNN086	11ANN050	14.9-24	4	A6/*A8	TT	R-1IG	380	15.0	1265	49.8	30/*40	20/*25	100/*80	14/*12	1210/*1000	2665/*2200	13.00	Z1-03-1	30.0	37.8
		11ANN051	14.9-24	6	A6/*A8	TT	R-1IG	380	15.0	1265	49.8	30/*40	20/*25	140/*140	20/*20	1510/*1360	3330/*3000	13.00	Z1-03-1	30.0	37.8
		11ANN052	14.9-24	8	A6/*A8	TT	R-1IG	380	15.0	1265	49.8	30/*40	20/*25	180/*180	26/*26	1760/*1600	3880/*3520	13.00	Z1-03-1	30.0	37.8

R-1 PREMIUM SERIES

PART. No.	CAT. No.	ERP No.	Tyre Size	Ply Rating	Speed Symbol	Tyre Type	Pattern	Section Width		Overall Diameter		Max.Speed		Infl. Pressure		Max. Load		Design Rim Width	Tyre Valve	Tread Depth	
								mm	ins	mm	ins	km/h	mph	kPa	psi	kg	Lbs			(mm)	(32nds)
		11ANN001	10-28	6	A6	TT	R-1A	275	10.8	1200	47.2	30	20	140	20	800	1760	9.00	Z1-03-1	35.0	44.1
		11ANP024	8.3-24	6	A6	TT	R-1A	210	8.3	995	39.2	30	20	240	35	810	1785	7.00	Z1-03-1	28.0	35.3
		11ANP022	8.3-24	8	A6	TT	R-1A	210	8.3	995	39.2	30	20	320	46	960	2115	7.00	Z1-03-1	28.0	35.3
	A3GNN002	11ANN012	14.9-24	6	A6/*A8	TT	R-1B	380	15.0	1265	49.8	30/*40	20/*25	140/*140	20/*20	1510/*1360	3330/*3000	13.00	Z1-03-1	38.0	47.9
	A3GNN007	11ANN015	14.9-24	8	A6/*A8	TT	R-1B	380	15.0	1265	49.8	30/*40	20/*25	180/*180	26/*26	1760/*1600	3880/*3520	13.00	Z1-03-1	38.0	47.9
		11ANN133	14.9-24	8	A6/*A8	TT	R-1B	380	15.0	1265	49.8	30/*40	20/*25	180/*180	26/*26	1760/*1600	3880/*3520	13.00	Z1-03-1	38.0	47.9
		11ANN108	14.9-24	10	A6/*A8	TT	R-1B	380	15.0	1265	49.8	30/*40	20/*25	230/*210	33/*30	1990/*1700	4385/*3740	13.00	Z1-03-1	38.0	47.9
		11ANN007	12-38	8	A6	TT	R-1C	330	13.0	1575	62.0	30	20	140	20	1570	3460	11.00	Z1-03-1	38.0	47.9
		11ANN112	12-38	12	A6	TT	R-1C	330	13.0	1575	62.0	30	20	260	38	2200	4850	11.00	Z1-03-1	38.0	47.9
		11ANN125	12-38	14	A6	TT	R-1C	330	13.0	1575	62.0	30	20	320	46	2480	5465	11.00	Z1-03-1	38.0	47.9
	A3GNN001	11ANN008	13.6-24	6	A6/*A8	TT	R-1C	345	13.6	1210	47.6	30/*40	20/*25	160/*150	23/*22	1340/*1215	2955/*2680	12.00	Z1-03-1	37.0	46.6
A4NNN016		11ANN009	13.6-24	8	A6/*A8	TT	R-1C	345	13.6	1210	47.6	30/*40	20/*25	210/*190	30/*28	1545/*1400	3405/*3080	12.00	Z1-03-1	37.0	46.6
		11ANN132	13.6-24	8	A6/*A8	TT	R-1C	345	13.6	1210	47.6	30/*40	20/*25	210/*190	30/*28	1545/*1400	3405/*3080	12.00	Z1-03-1	37.0	46.6
		11ANN058	13.6-28*	6	A6/*A8	TT	R-1C	345	13.6	1310	51.6	30/*40	20/*25	160/*150	23/*22	1430/*1285	3155/*2830	12.00	Z1-03-1	37.0	46.6
		11ANN059	13.6-28	8	A6/*A8	TT	R-1C	345	13.6	1310	51.6	30/*40	20/*25	210/*190	30/*28	1645/*1500	3640/*3300	12.00	Z1-03-1	37.0	46.6
		11ANN236	14.9-24	8	A6/*A8	TT	R-1C	380	15.0	1265	49.8	30/*40	20/*25	180/*180	26/*26	1760/*1600	3880/*3520	13.00	Z1-03-1	38.0	47.9
		11ANN090	14.9-26	8	A6/*A8	TT	R-1C	378	14.9	1315	51.8	30/*40	20/*25	180/*180	26/*26	1820/*1650	4010/*3640	13.00	Z1-03-1	36.0	45.4
		11ANN134	14.9-26	8	A6/*A8	TT	R-1C	378	14.9	1315	51.8	30/*40	20/*25	180/*180	26/*26	1820/*1650	4010/*3640	13.00	Z1-03-1	36.0	45.4
		11ANN017	14.9-28	6	A6/*A8	TT	R-1C	380	15.0	1365	53.7	30/*40	20/*25	140/*140	20/*20	1610/*1450	3550/*3200	13.00	Z1-03-1	38.0	47.9
	A3GNN003	11ANN018	14.9-28	8	A6/*A8	TT	R-1C	380	15.0	1365	53.7	30/*40	20/*25	180/*180	26/*26	1880/*1700	4145/*3740	13.00	Z1-03-1	38.0	47.9
		11ANN016	14.9-28	10	A6/*A8	TT	R-1C	380	15.0	1365	53.7	30/*40	20/*25	230/*220	33/*32	2120/*1900	4680/*4180	13.00	Z1-03-1	38.0	47.9
		11ANN135	14.9-28	10	A6/*A8	TT	R-1C	380	15.0	1365	53.7	30/*40	20/*25	230/*220	33/*32	2120/*1900	4680/*4180	13.00	Z1-03-1	38.0	47.9
		11ANN020	14.9-30	6	A6/*A8	TT	R-1C	378	14.9	1415	55.7	30/*40	20/*25	140/*140	20/*20	1665/*1500	3670/*3300	13.00	Z1-03-1	38.0	47.9
		11ANN021	14.9-30	8	A6/*A8	TT	R-1C	378	14.9	1415	55.7	30/*40	20/*25	180/*180	26/*26	1940/*1750	4275/*3860	13.00	Z1-03-1	38.0	47.9
		11ANN127	14.9-30	10	A6/*A8	TT	R-1C	378	14.9	1415	55.7	30/*40	20/*25	230/*220	33/*32	2190/*1950	4830/*4300	13.00	Z1-03-1	38.0	47.9
		11ANN019	14.9-30	10	A6/*A8	TT	R-1C	378	14.9	1415	55.7	30/*40	20/*25	230/*220	33/*32	2190/*1950	4830/*4300	13.00	Z1-03-1	38.0	47.9
		11ANN161	14.9-30	10	A6/*A8	TT	R-1C	378	14.9	1415	55.7	30/*40	20/*25	230/*220	33/*32	2190/*1950	4830/*4300	13.00	Z1-03-1	38.0	47.9
		11ANN109	16.9-28	10	A6/*A8	TT	R-1C	430	16.9	1435	56.5	30/*40	20/*25	200/*190	29/*28	2380/*2120	5245/*4680	15.00	Z1-03-1	39.0	49.1

AGRICULTURAL

GUIZHOU TYRE CO.,LTD.
TYRE ADVANCE

BIAS AGRICULTURAL TYRES

R-1 PREMIUM SERIES

PART. No.	CAT. No.	ERP No.	Tyre Size	Ply Rating	Speed Symbol	Tyre Type	Pattern	Section Width		Overall Diameter		Max.Speed		Infl. Pressure		Max. Load		Design Rim Width	Tyre Valve	Tread Depth	
								mm	ins	mm	ins	km/h	mph	kPa	psi	kg	Lbs			(mm)	(32nds)
A3INN115 ①	A3GNN068	11ANN122	30.5L-32	16	A8	TT	R-1C	775	30.5	1820	71.7	40	25	180	26	5000	11000	27.00	Z1-03-1	45.0	56.7
A4PNN003 ②	A3GNN066	A1ANN126	30.5L-32	16	A8	TL	R-1C	775	30.5	1820	71.7	40	25	180	26	5000	11000	27.00	TL	45.0	56.7
		A1ANN138	16.9-28	8	A6/*A8	TL	R-1D	430	16.9	1435	56.5	30/*40	20/*25	170/*170	24/*24	2175/*1950	4795/*4300	15.00	TL	34.5	43.5
A3ONN002		A1AGO128	16.9-28	12	A6	TL	R-1D	430	16.9	1435	56.5	30	20	240	35	2650	5840	15.00	TL	34.5	43.5
A3ONN006		A1ANN028	18.4-26	12	A6/*A8	TL	R-1D	467	18.4	1450	57.1	30/*40	20/*25	230/*220	33/*32	2985/*2650	6580/*5840	16.00	TL	41.0	51.7
		11ANN029	18.4-28	8	A6/*A8	TT	R-1D	467	18.4	1500	59.1	30/*40	20/*25	140/*140	20/*20	2310/*2120	5090/*4680	15.00	Z1-03-1	41.0	51.7
		11ANN028	18.4-28	10	A6/*A8	TT	R-1D	467	18.4	1500	59.1	30/*40	20/*25	180/*180	26/*26	2715/*2430	5985/*5360	15.00	Z1-03-1	41.0	51.7
		11ANN025	16.9-30	8	A6/*A8	TT	R-1E	430	16.9	1485	58.5	30/*40	20/*25	170/*170	24/*24	2245/*2000	4950/*4400	15.00	Z1-03-1	39.0	49.1
		11ANN023	16.9-30	10	A6/*A8	TT	R-1E	430	16.9	1485	58.5	30/*40	20/*25	200/*190	29/*28	2455/*2240	5410/*4940	15.00	Z1-03-1	39.0	49.1
	A3GNN004	11ANN024	16.9-30	12	A6	TT	R-1E	430	16.9	1485	58.5	30	20	240	35	2730	6020	15.00	Z1-03-1	39.0	49.1
		11ANN027	16.9-34*	8	A6/*A8	TT	R-1E	430	16.9	1585	62.4	30/*40	20/*25	170/*170	24/*24	2380/*2120	5245/*4680	15.00	Z1-03-1	39.0	49.1
		11ANN026	16.9-34	10	A6/*A8	TT	R-1E	430	16.9	1585	62.4	30/*40	20/*25	200/*190	29/*28	2605/*2360	5740/*5200	15.00	Z1-03-1	39.0	49.1
		11ANN031	18.4-30	8	A6/*A8	TT	R-1F	465	18.3	1550	61.0	30/*40	20/*25	140/*140	20/*20	2415/*2180	5325/*4800	16.00	Z1-03-1	40.5	51.0
	A3GNN005	11ANN030	18.4-30	10	A6/*A8	TT	R-1F	465	18.3	1550	61.0	30/*40	20/*25	180/*180	26/*26	2815/*2500	6205/*5520	16.00	Z1-03-1	40.5	51.0
		11ANN107	18.4-30*	12	A6	TT	R-1F	465	18.3	1550	61.0	30	20	230	33	3180	7010	16.00	Z1-03-1	40.5	51.0
		11ANN073	18.4-30*	14	A6	TT	R-1F	465	18.3	1550	61.0	30	20	260	38	3550	7820	16.00	Z1-03-1	40.5	51.0
		11ANN034	18.4-34	8	A6/*A8	TT	R-1G	465	18.3	1655	65.2	30/*40	20/*25	140/*140	20/*20	2565/*2300	5655/*5080	16.00	Z1-03-1	40.0	50.4
		11ANN032	18.4-34	10	A6	TT	R-1G	465	18.3	1655	65.2	30	20	180	26	2990	6590	16.00	Z1-03-1	40.0	50.4
		11ANN106	18.4-34*	12	A6	TT	R-1G	465	18.3	1655	65.2	30	20	230	33	3375	7440	16.00	Z1-03-1	40.0	50.4
		11ANN120	18.4-34*	14	A6	TT	R-1G	465	18.3	1655	65.2	30	20	260	38	3630	8000	16.00	Z1-03-1	40.0	50.4
		11ANN068	18.4-34*	18	A6	TT	R-1G	465	18.3	1655	65.2	30	20	340	49	4200	9260	16.00	Z1-03-1	40.0	50.4
		11ANN037	18.4-38*	8	A6/*A8	TT	R-1G	467	18.4	1755	69.1	30/*40	20/*25	140/*140	20/*20	2715/*2430	5985/*5360	16.00	Z1-03-1	40.0	50.4
		11ANN036	18.4-38	10	A6/*A8	TT	R-1G	467	18.4	1755	69.1	30/*40	20/*25	180/*180	26/*26	3165/*2900	6975/*6400	16.00	Z1-03-1	40.0	50.4
		11ANN160	18.4-38	10	A6/*A8	TT	R-1G	467	18.4	1755	69.1	30/*40	20/*25	180/*180	26/*26	3165/*2900	6975/*6400	16.00	Z1-03-1	40.0	50.4
		11ANN111	18.4-38*	16	A8	TT	R-1G	467	18.4	1755	69.1	30/*40	20/*25	300	44	4150	9150	16.00	Z1-03-1	40.0	50.4
		11ANN105	18.4-38*	12	A6/*A8	TT	R-1G	467	18.4	1755	69.1	30/*40	20/*25	230/*220	33/*32	3575/*3250	7880/*7150	16.00	Z1-03-1	40.0	50.4
		11ANN065	18.4-38*	18	A6	TT	R-1G	467	18.4	1755	69.1	30	20	420	61	7150	15760	16.00	Z1-03-1	40.0	50.4
		11ANN137	18.4-38*	20	A6	TT	R-1G	467	18.4	1755	69.1	30	20					16.00	Z1-03-1	40.0	50.4
		11ANN114	18.4-42*	10	A6/*A8	TT	R-1G	467	18.4	1857	73.1	30/*40	20/*25	180/*180	26/*26	3330/*3000	7340/*6600	16.00	Z1-03-1	40.0	50.4
		11ANN049	230/95-48	16	A6	TT	R-1H	228	9.0	1657	65.2	30	20	320	46	2000	4410	7.00	Z1-03-1	28.0	35.3
		11ANN145	230/95-48	20	A6	TT	R-1H	228	9.0	1657	65.2	30	20	360	52	2150	4740	7.00	Z1-03-1	28.0	35.3
		11ANN041	9.5-32	8	A6	TT	R-1H	240	9.4	1250	49.2	30	20	280	41	1260	2775	8.00	Z1-03-1	32.0	40.3
		11ANN147	9.5-32	10	A6	TT	R-1H	240	9.4	1250	49.2	30	20	350	51	1440	3175	8.00	Z1-03-1	32.0	40.3

NOTE: ① ***More PART.No.s are:*** *A4PNN001*
② ***More PART.No.s are:*** *A3INN114*

AGRICULTURAL

BIAS AGRICULTURAL TYRES

R-1 PREMIUM SERIES

PART. No.	CAT. No.	ERP No.	Tyre Size	Ply Rating	Speed Symbol	Tyre Type	Pattern	Section Width		Overall Diameter		Max.Speed		Infl. Pressure		Max. Load		Design Rim Width	Tyre Valve	Tread Depth	
								mm	ins	mm	ins	km/h	mph	kPa	psi	kg	Lbs			(mm)	(32nds)
		11ANN011	14.9-24	6	A6/*A8	TT	R-1I	380	15.0	1265	49.8	30/*40	20/*25	140/*140	20/*20	1510/*1360	3330/*3000	13.00	Z1-03-1	30.0	37.8
		11ANN014	14.9-24	8	A6/*A8	TT	R-1I	380	15.0	1265	49.8	30/*40	20/*25	180/*180	26/*26	1760/*1600	3880/*3520	13.00	Z1-03-1	30.0	37.8
	A3GNN006	11ANN005	12.4-28	6	A6/*A8	TT	R-1J	315	12.4	1260	49.6	30/*40	20/*25	170/*170	24/*24	1275/*1150	2810/*2540	11.00	Z1-03-1	31.0	39.1
		11ANN006	12.4-28	8	A6	TT	R-1J	315	12.4	1260	49.6	30/*40	20/*25	230/*220	33/*32	3120/*2830	3120/*2830	11.00	Z1-03-1	31.0	39.1
		11ANN096	13.6-38	8	A6	TT	R-1L	345	13.6	1565	61.6	30	20	200	29	1910	4210	12.00	Z1-03-1	36.0	45.4
		11ANN103	13.6-38	10	A6	TT	R-1L	345	13.6	1565	61.6	30	20	250	36	2215	4885	12.00	Z1-03-1	36.0	45.4
		11ANN100	16.9-38	8	A6/*A8	TT	R-1L	430	16.9	1685	66.3	30/*40	20/*25	170/*170	24/*24	2520/*2240	5555/*4940	15.00	Z1-03-1	43.0	54.2
		11ANN102	16.9-38	10	A6/*A8	TT	R-1L	430	16.9	1685	66.3	30	20	200	29	2760	6085	15.00	Z1-03-1	43.0	54.2
		11ANN098	15-24	10	A6	TT	R-1M	410	16.1	1330	52.4	30	20	280	41	2800	6170	14.00	Z1-03-1	35.0	44.1
A1BNP801			5.00-12	6	A6	TT	R-1T	145	5.7	590	23.2	30	20	270	39	350	770	4.00	Z1-03-1	22.0	27.7
		11ANP807	5.50-17	8	A6	TT	R-1T		0.0		0.0	30	20	280	40	400	880	4.00	Z1-03-1	22.0	27.7
	A3GNP802	11ANP819 11ANP808 11ANP817	6.00-12	6	A6	TT	R-1T	165	6.5	640	25.2	30	20	250	36	405	890	4.50	Z1-03-1	24.0	30.2
11BNP811 ①		11ANP809 11ANP818	6.00-16	6	A6	TT	R-1T	165	6.5	745	29.3	30	20	250	36	495	1090	4.50	Z1-03-1	27.0	34.0
		11ANP811	7.50-16	8	A6	TT	R-1T	205	8.1	810	31.9	30	20	290	42	750	1655	5.50	Z1-03-1	27.0	34.0
		11ANP821	8.3-20	6	A6	TT	R-1T	210	8.3	895	35.2	30	20	240	35	695	1530	7.00	Z1-03-1	32.0	40.3
		11ANP813	8.3-20	8	A6	TT	R-1T	210	8.3	895	35.2	30	20	300	44	885	1950	7.00	Z1-03-1	32.0	40.3
		11ANP828	7.50-20	6	A6	TT	R-1Z	205	8.1	910	35.8	30	20	210	30	760	1675	5.50	Z1-02-2	27.0	34.0

WET TRACTOR TREAD TYRES

PART. No.	CAT. No.	ERP No.	Tyre Size	Ply Rating	Speed Symbol	Tyre Type	Pattern	Section Width		Overall Diameter		Max.Speed		Infl. Pressure		Max. Load		Design Rim Width	Tyre Valve	Tread Depth	
								mm	ins	mm	ins	km/h	mph	kPa	psi	kg	Lbs			(mm)	(32nds)
	A3GNN072	11ANN013	14.9-24	6	A6/*A8	TT	R-2	378	14.9	1305	51.4	30/*40	20/*25	140/*140	20/*20	1510/*1360	3330/*3000	13.00	Z1-03-1	65.0	81.9
		11ANN033	18.4-34	6	A6/*A8	TT	R-2	467	18.4	1700	66.9	30/*40	20/*25	110/*110	16/*16	2250/*2000	4960/*4400	16.00	Z1-03-1	80.0	100.8
		11ANN035	18.4-34	8	A6/*A8	TT	R-2	467	18.4	1700	66.9	30/*40	20/*25	140/*140	20/*20	2565/*2300	5655/*5080	16.00	Z1-03-1	80.0	100.8
	A3GNN073	11ANN123	18.4-34	10	A6	TT	R-2	467	18.4	1700	66.9	30	20	180	26	2990	6590	16.00	Z1-03-1	80.0	100.8

FLOTATION TYRES

PART. No.	CAT. No.	ERP No.	Tyre Size	Ply Rating	Speed Symbol	Tyre Type	Pattern	Section Width		Overall Diameter		Max.Speed		Infl. Pressure		Max. Load		Design Rim Width	Tyre Valve	Tread Depth	
								mm	ins	mm	ins	km/h	mph	kPa	psi	kg	Lbs			(mm)	(32nds)
		11AGO070	620/70-26(23.1-26)	8	A6	TT	R-3A	625	24.6	1504	59.2	30	20	110	16	2575	5680	20.00	Z1-04-1	16.0	20.2
A1FNN003			14.9-24	6	A6/*A8	TL	R-3	386	15.2	1255	49.4	30/*40	20/*25	140/*140	20/*20	1510/*1360	3330/*3000	13.00	TL	20.0	25.2
	A3GNN011	11ANN203	14.9-24	8	A6/*A8	TL	R-3	386	15.2	1255	49.4	30/*40	20/*25	180/*180	26/*26	1760/*1600	3880/*3520	13.00	TL	20.0	25.2
		11ANN249	14.9-24	8	A6/*A8	TT	R-3	386	15.2	1255	49.4	30/*40	20/*25	180/*180	26/*26	1760/*1600	3880/*3520	13.00	Z1-03-1	20.0	25.2
	A3GNN032	A1ANN128	16.9-28	12	A8	TL	R-3	430	16.9	1410	55.5	40	25	190	28	2120	4680	15.00	TL	21.0	26.5
	A3GNN033	A1ANN129	16.9-30	12	A8	TL	R-3	430	16.9	1460	57.5	40	25	220	32	2680	5910	15.00	TL	21.0	26.5

NOTE: ① *More PART.No.s are: 11BNP822*

GUIZHOU TYRE CO.,LTD.
TYRE ADVANCE

BIAS AGRICULTURAL TYRES

INDUSTRIAL PLUS R4 XHD TYRES

PART. No.	CAT. No.	ERP No.	Tyre Size	Ply Rating	Speed Symbol	Tyre Type	Pattern	Section Width		Overall Diameter		Max.Speed		Infl. Pressure		Max. Load		Design Rim Width	Tyre Valve	Tread Depth	
								mm	ins	mm	ins	km/h	mph	kPa	psi	kg	Lbs			(mm)	(32nds)
A3INN096	A3GNN035	A1ANN136	14.9-24	12	A8	TL	R-4A	378	14.9	1241	48.9	40	25	290	42	2900	6395	13.00	TL	25.4	32.0
A3INN105	A3GNN044		19.5 L-24	14	A8	TL	R-4A	495	19.5	1314	51.7	40	25	260	38	3695	8145	17.00	TL	28.5	35.9
A3INN107	A3GNN046		21L-24	16	A8	TL	R-4A	533	21.0	1378	54.3	40	25	280	41	4500	9920	18.00	TL	31.8	40.1
A3INN098	A3GNN037		16.9-24	12	A8	TL	R-4A	429	16.9	1309	51.5	40	25	250	36	3100	6850	15.00	TL	25.4	32.0
A3INN101	A3GNN040		17.5L-24	12	A8	TL	R-4A	445	17.5	1241	48.9	40	25	260	38	2995	6605	15.00	TL	25.4	32.0

INDUSTRIAL PLUS R4 XHD+ TYRES

PART. No.	CAT. No.	ERP No.	Tyre Size	Ply Rating	Speed Symbol	Tyre Type	Pattern	Section Width		Overall Diameter		Max.Speed		Infl. Pressure		Max. Load		Design Rim Width	Tyre Valve	Tread Depth	
								mm	ins	mm	ins	km/h	mph	kPa	psi	kg	Lbs			(mm)	(32nds)
A3INN099	A3GNN038		16.9-24	12	A8	TL	R-4A	429	16.9	1309	51.5	40	25	250	36	3100	6850	15.00	TL	25.4	32.0
A3INN102	A3GNN041		17.5L-24	12	A8	TL	R-4A	445	17.5	1241	48.9	40	25	260	38	2995	6605	15.00	TL	25.4	32.0

INDUSTRIAL PLUS R4 XHD ULTRA TYRES

PART. No.	CAT. No.	ERP No.	Tyre Size	Ply Rating	Speed Symbol	Tyre Type	Pattern	Section Width		Overall Diameter		Max.Speed		Infl. Pressure		Max. Load		Design Rim Width	Tyre Valve	Tread Depth	
								mm	ins	mm	ins	km/h	mph	kPa	psi	kg	Lbs			(mm)	(32nds)
A3INN097	A3GNN036		14.9-24	12	A8	TL	R-4B	378	14.9	1241	48.9	40	25	290	42	2900	6395	13.00	TL	25.4	32.0
A3INN100	A3GNN039		16.9-24	12	A8	TL	R-4B	429	16.9	1309	51.5	40	25	250	36	3100	6850	15.00	TL	28.0	35.3
A3INN103	A3GNN042		17.5L-24	12	A8	TL	R-4B	445	17.5	1241	48.9	40	25	260	38	2995	6605	15.00	TL	25.4	32.0
A3INN104	A3GNN043	A1ANN133	19.5 L-24	12	A8	TL	R-4B	495	19.5	1314	51.7	40	25	230	33	3450	7605	17.00	TL	28.5	35.9
A3INN106	A3GNN045		21L-24	12	A8	TL	R-4B	533	21.0	1378	54.3	40	25	220	32	3875	8545	18.00	TL	29.0	36.5

INDUSTRIAL PLUS R4 XHD TYRES

PART. No.	CAT. No.	ERP No.	Tyre Size	Ply Rating	Speed Symbol	Tyre Type	Pattern	Section Width		Overall Diameter		Max.Speed		Infl. Pressure		Max. Load		Design Rim Width	Tyre Valve	Tread Depth	
								mm	ins	mm	ins	km/h	mph	kPa	psi	kg	Lbs			(mm)	(32nds)
A3INN013	A3GNN061		16.9-24	12	A8	TL	R-4	429	16.9	1309	51.5	40	25	260	38	3250	7165	15.00	TL	26.0	32.8
A3INN019	A3GNN062		17.5L-24	12	A8	TL	R-4	445	17.5	1241	48.9	40	25	260	38	2995	6605	15.00	TL	26.5	33.4
A3INN026	A3GNN063		19.5 L-24	12	A8	TL	R-4	495	19.5	1314	51.7	40	25	230	33	3450	7605	17.00	TL	29.5	37.2
A3INN028	A3GNN064		21L-24	12	A8	TL	R-4	533	21.0	1378	54.3	40	25	220	32	3875	8545	18.00	TL	29.5	37.2

AGRICULTURAL INDUSTRIAL TYRES

PART. No.	CAT. No.	ERP No.	Tyre Size	Ply Rating	Speed Symbol	Tyre Type	Pattern	Section Width		Overall Diameter		Max.Speed		Infl. Pressure		Max. Load		Design Rim Width	Tyre Valve	Tread Depth	
								mm	ins	mm	ins	km/h	mph	kPa	psi	kg	Lbs			(mm)	(32nds)
A3CNN008		A1ANN002	14.9-24	8	A8	TL	R-4	378	14.9	1241	48.9	40	25	210	30	2300	5080	13.00	TL	25.4	32.0
A1XNN001①		A1ANN007	16.9-24	8	A8	TL	R-4	429	16.9	1309	51.5	40	25	190	28	2650	5840	15.00	TL	26.0	32.8
A3CNN001		A1ANN004	16.9-24	10	A8	TL	R-4	429	16.9	1309	51.5	40	25	220	32	3000	6600	15.00	TL	26.0	32.8
A1WNN001②		A1ANN005	16.9-24	12	A8	TL	R-4	429	16.9	1309	51.5	40	25	260	38	3250	7150	15.00	TL	26.0	32.8
		A1ANN006	16.9-24	14	A8	TL	R-4	429	16.9	1309	51.5	40	25	290	42	3450	7600	15.00	TL	26.0	32.8
A3CNN005		A1ANN010	17.5L-24	8	A8	TL	R-4	445	17.5	1241	48.9	40	25	170	25	2430	5360	15.00	TL	26.5	33.4
		A1ANN008	17.5L-24	10	A8	TL	R-4	445	17.5	1241	48.9	40	25	220	32	2800	6150	15.00	TL	26.5	33.4
A3INN019③		A1ANN009	17.5L-24	12	A8	TL	R-4	445	17.5	1241	48.9	40	25	260	38	2995	6605	15.00	TL	26.5	33.4
		A1ANN127	18.4-24	8	A8	TL	R-4	467	18.4	1375	54.1	40	25	170	25	2900	6400	16.00	TL	28.0	35.3
		A1ANN011	18.4-24	12	A8	TL	R-4	467	18.4	1375	54.1	40	25	250	36	3875	8550	16.00	TL	28.0	35.3
		11ANN075	18.4-28	8	A8	TL	R-4	467	18.4	1477	58.1	40	25	170	25	3075	6800	15.00	TL	28.0	35.3
		A1ANN029	19.5L-24	14	A8	TL	R-4	495	19.5	1314	51.7	40	25	260	38	3700	8155	17.00	TL	29.5	37.2
A3INN028④		A1ANN013	21L-24	12	A8	TL	R-4	533	21.0	1378	54.3	40	25	220	32	3875	8545	18.00	TL	29.5	37.2
A1TNN001	A3GNN065	A1ANN014	21L-24	16	A8	TL	R-4	533	21.0	1378	54.3	40	25	280	41	4500	9900	18.00	TL	29.5	37.2

NOTE: ① *More PART.No.s are: A3CNN003*
② *More PART.No.s are: A3INN013 A3CNN002 A1TNN002 A1SNN001*
③ *More PART.No.s are: A3CNN004*
④ *More PART.No.s are: A3CNN007*

BIAS AGRICULTURAL TYRES

AGRICULTURAL INDUSTRIAL TYRES

PART. No.	CAT. No.	ERP No.	Tyre Size	Ply Rating	Speed Symbol	Tyre Type	Pattern	Section Width		Overall Diameter		Max.Speed		Infl. Pressure		Max. Load		Design Rim Width	Tyre Valve	Tread Depth	
								mm	ins	mm	ins	km/h	mph	kPa	psi	kg	Lbs			(mm)	(32nds)
		A1ANN032	16.9-28	12	A8	TT	R-4D	429	16.9	1410	55.5	30	20	260	38	3550	7825	15.00	TL	28.0	35.3
		11ANN115	16.9-28	12	A8	TT	R-4D	429	16.9	1410	55.5	30	20	260	38	3550	7825	15.00	Z1-03-1	28.0	35.3
		A1ANN121	16.9-28	14	A8	TL	R-4D	429	16.9	1410	55.5	30	20	PLEASE CONTACT MANUFACTURER				15.00	TL	28.0	35.3
		A1ANN033	18.4-26	12	A8	TL	R-4D	467	18.4	1426	56.1	30	20	250	36	4000	8810	16.00	TL	29.0	36.5
		11ANN116	18.4-26	12	A8	TT	R-4D	467	18.4	1426	56.1	30	20	250	36	4000	8810	16.00	Z1-03-1	29.0	36.5
		A1ANN030	18.4-26	14	A8	TL	R-4D	467	18.4	1426	56.1	30	20	PLEASE CONTACT MANUFACTURER				16.00	TL	29.0	36.5
		A1ANN120	18.4-26	16	A8	TT	R-4D	467	18.4	1426	56.1	30	20	PLEASE CONTACT MANUFACTURER				16.00	Z1-03-1	29.0	36.5
		A1ANN031	18.4-26	16	A8	TL	R-4D	467	18.4	1426	56.1	30	20	PLEASE CONTACT MANUFACTURER				16.00	TL	29.0	36.5

AGRICULTURAL TRACTOR TYRES

PART. No.	CAT. No.	ERP No.	Tyre Size	Ply Rating	Speed Symbol	Tyre Type	Pattern	Section Width		Overall Diameter		Max.Speed		Infl. Pressure		Max. Load		Design Rim Width	Tyre Valve	Tread Depth	
								mm	ins	mm	ins	km/h	mph	kPa	psi	kg	Lbs			(mm)	(32nds)
A3CNN008		A1ANN002	14.9-24	8	A6/*A8	TL	R-4	378	14.9	1241	48.9	30/*40	20/*25	180/*180	26/*26	1760/*1600	3880/*3520	13.00	TL	25.4	32.0
A1XNN001①		A1ANN007	16.9-24*	8	A6/*A8	TL	R-4	429	16.9	1309	51.5	30/*40	20/*25	170/*170	24/*24	2040/*1850	4500/*4080	15.00	TL	26.0	32.8
A3CNN001		A1ANN004	16.9-24*	10	A6/*A8	TL	R-4	429	16.9	1309	51.5	30/*40	20/*25	200/*190	29/*28	2230/*2000	4910/*4410	15.00	TL	26.0	32.8
A1WNN001②	A3GNN061	A1ANN005	16.9-24	12	A6	TL	R-4	429	16.9	1309	51.5	30	20	240	35	2480	5465	15.00	TL	26.0	32.8
		A1ANN006	16.9-24	14	A6	TL	R-4	429	16.9	1309	51.5	30	20	280	40	2720	6000	15.00	TL	26.0	32.8
A3CNN005		A1ANN010	17.5L-24*	8	A6/*A8	TL	R-4	445	17.5	1241	48.9	30/*40	20/*25	150/*150	22/*22	1500/*1650	33005360	15.00	TL	26.5	33.4
		A1ANN008	17.5L-24*	10	A6/*A8	TL	R-4	445	17.5	1241	48.9	30/*40	20/*25	190/*190	28/*28	1725/*1900	3800/*4180	15.00	TL	26.5	33.4
A3CNN004③	A3GNN062	A1ANN009	17.5L-24	12	A6	TL	R-4	445	17.5	1241	48.9	30	20	230	33	1930	4255	15.00	TL	26.5	33.4
		A1ANN127	18.4-24*	8	A8	TL	R-4	467	18.4	1375	54.1	30/*40	20/*25	140	20	2000	4400	16.00	TL	28.0	35.3
	A3GNN094	A1ANN011	18.4-24	12	A8	TL	R-4	467	18.4	1375	54.1	30/*40	20/*25	220	32	2575	5680	16.00	TL	28.0	35.3
		11ANN075	18.4-28	8	A6/*A8	TL	R-4	467	18.4	1477	58.1	30/*40	20/*25	140/*140	20/*20	2310/*2120	5090/*4680	15.00	TL	28.0	35.3
A3CNN007⑤	A3GNN064	A1ANN013	21L-24	12	A6/*A8	TL	R-4	533	21.0	1378	54.3	30/*40	20/*25	190/*190	28/*28	2410/*2650	5310/*5840	18.00	TL	29.5	37.2
		A1ANN014	21L-24	16	A6/*A8	TL	R-4	533	21.0	1378	54.3	30/*40	20/*25	250/*250	36/*36	2795/*3075	6160/*6800	18.00	TL	29.5	37.2
A1TNN001	A3GNN065	A1ANN032	16.9-28	12	A6	TT	R-4D	429	16.9	1410	55.5	30	20	240	35	2650	5840	15.00	TL	28.0	35.3
		11ANN115	16.9-28*	12	A6	TT	R-4D	429	16.9	1410	55.5	30	20	240	35	2650	5840	15.00	Z1-03-1	28.0	35.3
	A3GNN092	A1ANN121	16.9-28*	14	A6	TL	R-4D	429	16.9	1410	55.5	30/*40	20/*25	280	40	2900	6395	15.00	TL	28.0	35.3
	A3GNN089	A1ANN033	18.4-26	12	A6/*A8	TL	R-4D	467	18.4	1426	56.1	30/*40	20/*25	230/*220	33/*32	2985/*2650	6580/*5840	16.00	TL	29.0	36.5
		11ANN116	18.4-26*	12	A6/*A8	TT	R-4D	467	18.4	1426	56.1	30/*40	20/*25	230/*220	33/*32	2985/*2650	6580/*5840	16.00	Z1-03-1	29.0	36.5
		A1ANN030	18.4-26*	14	A6	TL	R-4D	467	18.4	1426	56.1	30	20	260	38	3200	7050	16.00	TL	29.0	36.5
		A1ANN120	18.4-26*	16	A6	TT	R-4D	467	18.4	1426	56.1	30	20	300	44	3485	7680	16.00	Z1-03-1	29.0	36.5
	A3GNN093	A1ANN031	18.4-26*	16	A6	TL	R-4D	467	18.4	1426	56.1	30	20	300	44	3485	7680	16.00	TL	29.0	36.5

NOTE: ① ***More PART.No.s are:*** *A3CNN003*
② ***More PART.No.s are:*** *A3CNN002 A1TNN002 A1SNN001 A3INN013*
③ ***More PART.No.s are:*** *A3INN019*
④ ***More PART.No.s are:*** *A3CNN006 A1TNN003 A3INN026*
⑤ ***More PART.No.s are:*** *A3INN028*

BIAS AGRICULTURAL TYRES

RICE FIELD TRACTOR TYRES

PART. No.	CAT. No.	ERP No.	Tyre Size	Ply Rating	Speed Symbol	Tyre Type	Pattern	Section Width		Overall Diameter		Max.Speed		Infl. Pressure		Max. Load		Design Rim Width	Tyre Valve	Tread Depth	
								mm	ins	mm	ins	km/h	mph	kPa	psi	kg	Lbs			(mm)	(32nds)
11BNP815			8.3-20	8	A6	TT	PR-1	210	8.3	950	37.4	30	20	300	44	855	1880	7.00	Z1-03-1	80.0	100.8
		11ANP023	8.3-24	6	A2	TT	PR-1A	210	8.3	1050	41.3	10	5	270	39	1135	2500	7.00	Z1-03-1	80.0	100.8
		11ANP017	8.3-24	8	A2	TT	PR-1A	210	8.3	1050	41.3	10	5	350	51	1320	2910	7.00	Z1-03-1	80.0	100.8
		11ANP015	9.5-20	6	A2	TT	PR-1A	240	9.4	1050	41.3	10	5	240	35	1140	2515	8.00	Z1-03-1	80.0	100.8
		11ANP014	9.5-20	8	A2	TT	PR-1A	240	9.4	1050	41.3	10	5	310	45	1325	2920	8.00	Z1-03-1	80.0	100.8
		11ANN121	11-28	6	A2	TT	PR-1A	305	12.0	1315	51.8	10	5	160	23	1000	2205	10.00	Z1-03-1	84.0	105.8
		11ANN094	11-28	8	A2	TT	PR-1A	305	12.0	1315	51.8	10	5	220	32	1200	2645	10.00	Z1-03-1	84.0	105.8
		11ANN045	11-32	8	A2	TT	PR-1A	305	12.0	1490	58.7	10	5	230	33	1330	2930	10.00	Z1-03-1	84.0	105.8

HARROW TRACK I-1 TYRES

PART. No.	CAT. No.	ERP No.	Tyre Size	Ply Rating	Speed Symbol	Tyre Type	Pattern	Section Width		Overall Diameter		Max.Speed		Infl. Pressure		Max. Load		Design Rim Width	Tyre Valve	Tread Depth	
								mm	ins	mm	ins	km/h	mph	kPa	psi	kg	Lbs			(mm)	(32nds)
	A3GNP811		5.70-15	6	B	TT	I-1	150	5.9	652	25.7	50	30	330	48	675	1490	4.50	15TR	6.5	8.2
	A3GNP812		5.90-15	4	B	TT	I-1	155	6.1	665	26.2	50	30	250	36	515	1140	4.50	15TR	6.0	7.6
	A3GNP813		6.00-16	6	B	TT	I-1	159	6.3	712	28.0	50	30	300	44	690	1520	4.00	15TR	6.5	8.2
	A3GNP814		6.70-15	6	B	TT	I-1	170	6.7	704	27.7	50	30	300	44	730	1610	4.50	15TR	6.0	7.6
	A3GNP815		7.60-15	8	B	TT	I-1	193	7.6	734	28.9	50	30	360	52	950	2090	5.50	15TR	6.0	7.6
A3INP824	A3GNP816		7.60-15	8	B	TL	I-1	193	7.6	734	28.9	50	30	360	52	950	2090	5.50	TL	6.0	7.6
A3INP040	A3GNP016		10.00-15	8	B	TL	I-1	274	10.8	853	33.6	50	30	280	40	1450	3200	8.00	TL	8.5	10.7

HARROW TRACK I-1 TYRES (LOW SECTION HEIGHT)

PART. No.	CAT. No.	ERP No.	Tyre Size	Ply Rating	Speed Symbol	Tyre Type	Pattern	Section Width		Overall Diameter		Max.Speed		Infl. Pressure		Max. Load		Design Rim Width	Tyre Valve	Tread Depth	
								mm	ins	mm	ins	km/h	mph	kPa	psi	kg	Lbs			(mm)	(32nds)
A3INP815	A3GNP817		8.5L-14	6	B	TT	I-1	216	8.5	721	28.4	50	30	250	36	850	1870	6.00	13TR	6.0	7.6
	A3GNP818		9.5L-14	8	B	TT	I-1	241	9.5	741	29.2	50	30	300	44	1090	2400	7.00	15TR	6.5	8.2
A3INP823	A3GNP819		9.5L-15	8	B	TT	I-1	241	9.5	767	30.2	50	30	300	44	1120	2470	7.00	15TR	6.5	8.2
A3INP817	A3GNP820		9.5L-15	8	B	TL	I-1	241	9.5	767	30.2	50	30	300	44	1120	2470	7.00	15TR	6.5	8.2
	A3GNP821		11L-14	6	B	TT	I-1	279	11.0	752	29.6	50	30	190	28	925	2040	8.00	13TR	6.5	8.2
A3INP832	A3GNP830		11L-15	8	B	TT	I-1	279	11.0	777	30.6	50	30	250	36	1150	2540	8.00	15TR	6.5	8.2
A3INP827	A3GNP823		11L-15	8	B	TL	I-1	279	11.0	777	30.6	50	30	250	36	1150	2540	8.00	TL	6.5	8.2
A3INP041	A3GNP017		11L-16	8	B	TT	I-1	279	11.0	803	31.6	50	30	250	36	1215	2680	8.00	15TR	6.5	8.2
A3INP042	A3GNP019		12.5L-15	10	B	TT	I-1	318	12.5	823	32.4	50	30	300	44	1360	3000	10.00	15TR	7.0	8.8
A3INP043	A3GNP018		12.5L-16	10	B	TT	I-1	318	12.5	848	33.4	50	30	300	44	1600	3520	10.00	15TR	7.0	8.8
A3INP044	A3GNP035		12.5L-16	12	B	TT	I-1	318	12.5	848	33.4	50	30	360	52	1800	3960	10.00	15TR	7.0	8.8
A3INP830	A3GNP826		9.5L-15	8	B	TT	I-1E	248	9.8	731	28.8	50	30	300	44	1120	2470	7.00	15TR	6.0	7.6
A3INP826	A3GNP828		9.5L-15	8	B	TL	I-1E	248	9.8	731	28.8	50	30	300	44	1120	2470	7.00	15TR	6.0	7.6
A3INP831	A3GNP829		11L-15	10	B	TT	I-1E	276	10.9	748	29.4	50	30	300	44	1320	2910	8.00	15TR	6.0	7.6
A3INP829	A3GNP825		11L-15	8	B	TT	I-1E	276	10.9	748	29.4	50	30	250	36	1150	2540	8.00	15TR	6.0	7.6
A3INP825	A3GNP827		11L-15	8	B	TL	I-1E	276	10.9	748	29.4	50	30	250	36	1150	2540	8.00	TL	6.0	7.6

BIAS AGRICULTURAL TYRES

HARROW TRACK I-1 TYRES (HIGH FLOTATION)

PART. No.	CAT. No.	ERP No.	Tyre Size	Ply Rating	Speed Symbol	Tyre Type	Pattern	Section Width		Overall Diameter		Max.Speed		Infl. Pressure		Max. Load		Design Rim Width	Tyre Valve	Tread Depth	
								mm	ins	mm	ins	km/h	mph	kPa	psi	kg	Lbs			(mm)	(32nds)
A31NP822	A3GNP822		27X9.50-15	8	B	TL	HF-1	229	9.0	686	27.0	50	30	410	60	850	1870	7.00	TL	9.5	12.0
	A3GNP024		31X13.50-15	10	B	TL	HF-1	351	13.8	782	30.8	50	30	380	55	1265	2790	10.00	TL	10.0	12.6
		11ANP026	10.5/65-16	14	A6	TT	HF-1A	274	10.8	755	29.7	30	20	530	77	*1320/**1900	*2910/**4180	9.0	TT	8.0	10.1
		11ANP825	10.5/65-16	14	A6	TT	HF-1A	274	10.8	755	29.7	30	20	530	77	*1320/**1900	*2910/**4180	9.0	TT	8.0	10.1
		11ANP826	10.5/65-16	14	A6	TL	HF-1A	274	10.8	755	29.7	30	20	530	77	*1320/**1900	*2910/**4180	9.0	TL	8.0	10.1
		11ANP030	13.0/65-18	16	A6	TT	HF-1A	336	13.2	890	35.0	30	20	490	71	*1950/**2800	*4300/**6170	10.0	TT	10.0	12.6

AGRI-IMPLEMENT TYRES

PART. No.	CAT. No.	ERP No.	Tyre Size	Ply Rating	Speed Symbol	Tyre Type	Pattern	Section Width		Overall Diameter		Max.Speed		Infl. Pressure		Max. Load		Design Rim Width	Tyre Valve	Tread Depth	
								mm	ins	mm	ins	km/h	mph	kPa	psi	kg	Lbs			(mm)	(32nds)
A3RNP001			7.60-15	8	B	TT	I-1	193	7.6	734	28.9	50	30	360	52	950	2090	5.50	15TR	6.0	7.6
		11ANP830	10-15	8	B	TT	I-1	270	10.6	845	33.3	40	25	310	45	1330	2930	8.00	15TR	9.0	11.3
		A4NNP010	9.5L-14	6	B	TL	I-1	241	9.5	741	29.2	50	30	220	32	875	1930	7.00	TL	6.5	8.2
A4NNP010			9.5L-14	8	B	TL	I-1	241	9.5	741	29.2	50	30	300	44	1090	2400	7.00	TL	6.5	8.2
A8QNP804		A1ANP027	9.5L-15	8	B	TL	I-1	241	9.5	767	30.2	50	30	300	44	1120	2470	7.00	TL	6.5	8.2
		A1ANP026	11L-15	8	B	TT	I-1	279	11.0	777	30.6	50	30	250	36	1150	2540	8.00	15TR	6.5	8.2
A4NNP008			11L-15	8	B	TL	I-1	279	11.0	777	30.6	50	30	250	36	1150	2540	8.00	TL	6.5	8.2
		A1ANP020	11L-15	10	B	TT	I-1	279	11.0	777	30.6	50	30	300	44	1320	2910	8.00	15TR	6.5	8.2
A4NNP009		A1ANP022	12.5L-15	10	B	TT	I-1	318	12.5	823	32.4	50	30	300	44	1550	3420	10.00	15TR	7.0	8.8
A4NNP011			12.5L-15	10	B	TL	I-1	318	12.5	823	32.4	50	30	300	44	1550	3420	10.00	TL	7.0	8.8
		A1ANP023	12.5L-16	10	B	TT	I-1	318	12.5	848	33.4	50	30	300	44	1600	3520	10.00	15TR	7.0	8.8
A3INN110	A3GNN078		10.5/80-18	12	A6	TL	L-2D	274	10.8	882	34.7	30	20	430	62	1465.128	3230	W9	TL	16.0	20.2
	A3GNN079		10.5/80-18	12	A6	TL	L-2D	274	10.8	907	35.7	30	20	430	62	1465.128	3230	W9	TL	19.0	23.9
A3INN111			10.5/80-18	14	A6	TL	L-2D	274	10.8	907	35.7	30	20	480	70	1530	3370	W9	TL	19.0	23.9
A3INP046	A3GNP026		12.5/80-18	14	A6	TL	L-2D	308	12.1	963	37.9	30	20	430	62	2120	4675	W9	TL	20.0	25.2
	A3GNP027	A1ANP029	12.5/80-18	14	A6	TL	L-2D	308	12.1	987	38.9	30	20	430	62	2120	4675	W9	TL	22.0	27.7
	A3GNN080		10.5/80-18	14	A6	TL	R-4C	274	10.8	881	34.7	30	20	480	70	1530	3375	W9	TL	25.4	32.0
A3INN112	A3GNN081		12.5/80-18	16	A6	TL	R-4C	308	12.1	962	37.9	30	20	490	71	2180	4805	W9	TL	25.4	32.0
		A1ANP019	10.5/80-18	10	A6	TL	I-3	274	10.8	907	35.7	30	20	370	54	*1950/**1360	*4300/**3000	W9	TL	20.0	25.2
A3ONP001	A3GNP032	A1ANP002	10.5/80-18	12	A6	TL	I-3	274	10.8	907	35.7	30	20	430	62	1550	3420	W9	TL	20.0	25.2
		A1ANP018	12.5/80-18	10	A6	TL	I-3	308	12.1	987	38.9	30	20	310	45	*2430/**1700	*5350/**3740	W9	TL	20.0	25.2
A3ONP002	A3GNN088	A1ANP013	12.5/80-18	12	A6	TL	I-3	308	12.1	987	38.9	30	20	370	54	*2650/**1850	*5840/**4080	W9	TL	20.0	25.2
		A1ANP024	12.5/80-18	14	A6	TL	I-3	308	12.1	987	38.9	30	20	430	62	*3000/**2120	*6610/**4680	W9	TL	20.0	25.2
		A1ANN024	15.5/80-24*	10	A6	TT	I-3A	395	15.6	1262	49.7	30	20	250	36	*3750/**2650	*8260/**5840	W13	TL	35.0	44.1
A3ONN001	A3GNN008	A1ANN003	15.5/80-24	12	A6	TT	I-3A	395	15.6	1262	49.7	30	20	300	44	*4125/**2900	*9090/**6390	W13	TL	35.0	44.1
		11ANN053	15.5/80-24	12	A6	TL	I-3A	395	15.6	1262	49.7	30	20	300	44	*4125/**2900	*9090/**6390	W13	TL	35.0	44.1
	A3GNN087	A1ANN025	15.5/80-24	16	A6	TL	I-3A	395	15.6	1262	49.7	30	20	400	58	3350	7385	W13	TL	35.0	44.1

BIAS AGRICULTURAL TYRES

AGRI-IMPLEMENT TYRES

PART. No.	CAT. No.	ERP No.	Tyre Size	Ply Rating	Speed Symbol	Tyre Type	Pattern	Section Width		Overall Diameter		Max.Speed		Infl. Pressure		Max. Load		Design Rim Width	Tyre Valve	Tread Depth	
								mm	ins	mm	ins	km/h	mph	kPa	psi	kg	Lbs			(mm)	(32nds)
			15.5/80-24	18	A6	TL	I-3A	395	15.6	1262	49.7	30	20	450	65	3550	7385	W13	TL	35.0	44.1
	A3GNP025	A1ANP025	31X15.50-15	12	A6	TL	I-3D	391	15.4	792	31.2	30	20	520	75	1680	3705	13.00	TL	21.0	26.5
A3ACC823			26×12.00-12	10	A2	TL	I-3D	307	12.1	648	25.5	10	5	450	65	1630	3595	10.50	TL	18.0	22.7
A3ONP003	A3GNP031	11ANP036	16/70-20	14	A6	TL	I-3E	418	16.5	1097	43.2	30	20	350	51	2650	5840	14.00	TL	33.0	41.6

AGRI-IMPLEMENT TYRES

PART. No.	CAT. No.	ERP No.	TYRE SIZES	TREAD PATTERN	RIM	PLY RATING	TYPE	TYRE DIMENSIONS(mm)				SPEED SYMBOL	LOAD INDEX		LOAD CAPACITY(kg)		INFLATION (kPa)
								NEW		MAXIMUM IN SERVICE							
								OVERALL DIAMETER	SECTION WIDTH	OVERALL DIAMETER	OVERALL WIDTH		FREE ROLLING WHEEL	DRIVE WHEEL	FREE ROLLING WHEEL	DRIVE WHEEL	
	A3GNP834	A3ANP803	10.0/75-15.3	I-1A	9.00	10	TL	760	264	785	277	A8	123	/	1550	/	390
	A3GNP835	A3ANP804	10.0/75-15.3	I-1A	9.00	12	TL	760	264	785	277	A8	126	/	1700	/	470
	A3GNP836	A3ANP805	10.0/75-15.3	I-1A	9.00	14	TL	760	264	785	277	A8	130	/	1900	/	550
	A3GNP837	A3ANP806	10.0/75-15.3	I-3F	9.00	10	TL	780	264	800	277	A8	123	111	1550	1090	390
	A3GNP838	A3ANP807	10.0/75-15.3	I-3F	9.00	12	TL	780	264	800	277	A8	126	114	1700	1180	470
	A3GNP839	A3ANP808	10.0/75-15.3	I-3F	9.00	14	TL	780	264	800	277	A8	130	118	1900	1320	550
	A3GNP840	A3ANP809	11.5/80-15.3	I-1A	9.00	10	TL	845	290	877	305	A8	131	/	1950	/	340
	A3GNP841	A3ANP810	11.5/80-15.3	I-1A	9.00	12	TL	845	290	877	305	A8	135	/	2180	/	410
	A3GNP842	A3ANP811	11.5/80-15.3	I-1A	9.00	14	TL	845	290	877	305	A8	139	/	2430	/	475
	A3GNP843	A3ANP812	11.5/80-15.3	I-3F	9.00	10	TL	867	290	891	305	A8	131	119	1950	1360	340
	A3GNP844	A3ANP813	11.5/80-15.3	I-3F	9.00	12	TL	867	290	891	305	A8	135	123	2180	1550	410
	A3GNP845	A3ANP814	11.5/80-15.3	I-3F	9.00	14	TL	867	290	891	305	A8	139	126	2430	1700	475
	A3GNP849	A3ANP818	12.5/80-15.3	I-1A	9.00	14	TL	889	307	925	322	A8	142	/	2650	/	430
	A3GNP850	A3ANP819	12.5/80-15.3	I-1A	9.00	16	TL	889	307	925	322	A8	145	/	2900	/	490
	A3GNP846	A3ANP815	12.5/80-18	I-1A	W9	12	TL	965	308	1001	323	A8	142	/	2650	/	370
	A3GNP847	A3ANP816	12.5/80-18	I-1A	W9	14	TL	965	308	1001	323	A8	145	/	2900	/	425
	A3GNP848	A3ANP817	12.5/80-18	I-1A	W9	16	TL	965	308	1001	323	A8	148	/	3150	/	490
	A3GNP832	A3ANP801	400/60-15.5	I-1B	AG13.00	10	TL	874	404	908	436	A8	139	/	2430	/	280
	A3GNP833	A3ANP802	400/60-15.5	I-1B	AG13.00	14	TL	874	404	908	436	A8	145	/	2900	/	360

F-2 HARROW TRACE-3 FRONT FARM TYRES (LOW SECTION HEIGHT)

PART. No.	CAT. No.	ERP No.	Tyre Size	Ply Rating	Speed Symbol	Tyre Type	Pattern	Section Width		Overall Diameter		Max.Speed		Infl. Pressure		Max. Load		Design Rim Width	Tyre Valve	Tread Depth	
								mm	ins	mm	ins	km/h	mph	kPa	psi	kg	Lbs			(mm)	(32nds)
A3INP821	A3GNP808		7.5L-15	6	A8	TT	F-2	208	8.2	746	29.4	40	25	300	44	650	1430	6.00	15TR	15.0	18.9
A3INP045	A3GNP015		9.5L-15	8	A8	TT	F-2	241	9.5	782	30.8	40	25	330	48	850	1870	7.00	15TR	24.0	30.2
A3INP828	A3GNP824		11L-15	8	A8	TT	F-2	279	11.0	813	32.0	40	25	300	44	950	2090	8.00	15TR	27.5	34.6

BIAS AGRICULTURAL TYRES

F-2 HARROW TRACE-3 FRONT FARM TYRES

PART. No.	CAT. No.	ERP No.	Tyre Size	Ply Rating	Speed Symbol	Tyre Type	Pattern	Section Width		Overall Diameter		Max.Speed		Infl. Pressure		Max. Load		Design Rim Width	Tyre Valve	Tread Depth	
								mm	ins	mm	ins	km/h	mph	kPa	psi	kg	Lbs			(mm)	(32nds)
A3INP801	A3GNP801		4.00-12	4	A8	TT	F-2	112	4.4	539	21.2	40	25	360	52	225	495	3.00	Z1-02-1 Z1-02-2	12.0	15.1
A3INP802	A3GNP802		4.00-19	4	A8	TT	F-2	112	4.4	717	28.2	40	25	360	52	325	715	3.00	Z1-02-1 Z1-02-2	12.0	15.1
A3INP803	A3GNP803		5.00-12	4	A8	TT	F-2	130	5.1	570	22.4	40	25	360	52	275	605	3.00	Z1-02-1 Z1-02-2	12.0	15.1
A3INP804	A3GNP804		5.00-15	4	A8	TT	F-2	130	5.1	664	26.1	40	25	300	44	325	715	3.00	Z1-02-1 Z1-02-2	13.0	16.4
A3INP805	A3GNP805		5.50-16	4	A8	TT	F-2	150	5.9	713	28.1	40	25	280	40	390	860	4.00	Z1-02-1 Z1-02-2	11.0	13.9
A3INP806	A3GNP806		6.00-16	6	A8	TT	F-2	159	6.3	739	29.1	40	25	360	52	515	1140	4.00	Z1-02-1 Z1-02-2	15.0	18.9
A3INP818	A3GNP807		6.50-16	6	A8	TT	F-2	173	6.8	761	30.0	40	25	330	48	560	1230	4.50	Z1-02-1 Z1-02-2	14.5	18.3
A3INP819	A3GNP809		7.50-16	8	A8	TT	F-2	203	8.0	808	31.8	40	25	390	56	775	1710	5.50	Z1-02-1 Z1-02-2	19.5	24.6
A3INP807	A3GNP810		7.50-18	6	A8	TT	F-2	203	8.0	859	33.8	40	25	300	44	730	1610	5.50	Z1-02-1 Z1-02-2	21.0	26.5
	A3GNP020		10.00-16	8	A8	TT	F-2	274	10.8	894	35.2	40	25	300	44	1060	2340	8.00	15TR	26.0	32.8
A3INP050	A3GNP021	11ANP038	11.00-16	8	A8	TT	F-2	315	12.4	967	38.1	40	25	280	40	1180	2600	10.00	15TR	24.0	30.2

INDUSTRIAL F3 XHD TYRES

PART. No.	CAT. No.	ERP No.	Tyre Size	Ply Rating	Speed Symbol	Tyre Type	Pattern	Section Width		Overall Diameter		Max.Speed		Infl. Pressure		Max. Load		Design Rim Width	Tyre Valve	Tread Depth	
								mm	ins	mm	ins	km/h	mph	kPa	psi	kg	Lbs			(mm)	(32nds)
A3INP048	A3GNP033		11L-15	10	A8	TL	F-3	279	11.0	813	32.0	40	25	360	52	1060	2340	8.00	TL	12.7	16.0
A3INP038	A3GNP009		11L-15	14	A8	TL	F-3	279	11.0	813	32.0	40	25	500	73	1295	2855	8.00	TL	12.7	16.0
A3INP049	A3GNP034		11L-16	10	A8	TL	F-3	279	11.0	838	33.0	40	25	360	52	1120	2470	8.00	TL	12.7	16.0
A3INP039	A3GNP008		11L-16	14	A8	TL	F-3	279	11.0	838	33.0	40	25	500	73	1385	3055	8.00	TL	12.7	16.0

TRACTOR STEERING WHEEL TYRES

PART. No.	CAT. No.	ERP No.	Tyre Size	Ply Rating	Speed Symbol	Tyre Type	Pattern	Section Width		Overall Diameter		Max.Speed		Infl. Pressure		Max. Load		Design Rim Width	Tyre Valve	Tread Depth	
								mm	ins	mm	ins	km/h	mph	kPa	psi	kg	Lbs			(mm)	(32nds)
		A1ANP007	11L-15*	8	A8	TL	F-3	279	11.0	813	32.0	40	25	300	44	950	2090	8.00	TL	12.7	16.0
		A1ANP017	11L-15*	10	A8	TL	F-3	279	11.0	813	32.0	40	25	360	52	1060	2340	8.00	TL	12.7	16.0
		A1ANP005	11L-15	12	A8	TL	F-3	279	11.0	813	32.0	40	25	440	64	1190	2620	8.00	TL	12.7	16.0
A1XNP001		A1ANP008	11L-16	10	A8	TL	F-3	279	11.0	838	33.0	40	25	360	52	1120	2470	8.00	TL	12.7	16.0
A4NNP027		A1ANP009	11L-16	12	A8	TL	F-3	279	11.0	838	33.0	40	25	440	64	1250	2760	8.00	TL	12.7	16.0
		A1ANP010	11L-16*	14	A8	TL	F-3	279	11.0	838	33.0	40	25	500	73	1385	3055	8.00	TL	12.7	16.0

AGRICULTURAL TRACTOR STEERING WHEEL TYRES

PART. No.	CAT. No.	ERP No.	Tyre Size	Ply Rating	Speed Symbol	Tyre Type	Pattern	Section Width		Overall Diameter		Max.Speed		Infl. Pressure		Max. Load		Design Rim Width	Tyre Valve	Tread Depth	
								mm	ins	mm	ins	km/h	mph	kPa	psi	kg	Lbs			(mm)	(32nds)
		11ANP815	4.00-16	4	A6	TT	F-2	110	4.3	640	25.2	30	20	340	49	300	660	3.00	Z1-02-1 Z1-02-2	12.0	15.1
11BNP805			4.00-19	6	A8	TT	F-2	112	4.4	717	28.2	40	25	420	61	390	860	3.00	Z1-02-1 Z1-02-2	13.0	16.4
		11ANP814	5.00-15	6	A8	TT	F-2	130	5.1	664	26.1	40	25	420	61	465	1025	3.00	Z1-02-1 Z1-02-2	13.0	16.4
11BNP808			5.50-16	4	A8	TT	F-2	150	5.9	713	28.1	40	25	280	40	390	860	4.00	Z1-02-1 Z1-02-2	13.0	16.4
A8QNP803		11ANP806	5.50-16	6	A8	TT	F-2	150	5.9	713	28.1	40	25	390	56	475	1050	4.00	Z1-02-1 Z1-02-2	13.0	16.4
A8QNP802		11ANP810	6.00-16	6	A8	TT	F-2	159	6.3	739	29.1	40	25	360	52	515	1135	4.00	Z1-02-1 Z1-02-2	13.0	16.4
		11ANP829	6.50-16	6	A8	TT	F-2	173	6.8	761	30.0	40	25	330	48	560	1235	4.50	Z1-02-1 Z1-02-2	18.0	22.7
A8QNP812			6.50-16	8	A8	TT	F-2	173	6.8	761	30.0	30	20	420	61	735	1620	4.50	Z1-02-1 Z1-02-2	18.0	22.7
		11ANP028	6.50-20	6	A6	TT	F-2	180	7.1	860	33.9	30	20	310	45	725	1600	5.00	Z1-02-1 Z1-02-2	18.0	22.7
		11ANP001	6.50-20	6	A6	TT	F-2	180	7.1	860	33.9	30	20	310	45	725	1600	5.00	Z1-02-1 Z1-02-2	18.0	22.7
		11ANP025	6.50-20	8	A6	TT	F-2	180	7.1	860	33.9	30	20	420	61	865	1905	5.00	Z1-02-1 Z1-02-2	18.0	22.7
		11ANP034	6.50-20	8	A6	TT	F-2	180	7.1	860	33.9	30	20	420	61	865	1905	5.00	Z1-02-1 Z1-02-2	18.0	22.7
A8QNP808			7.50-16	6	A8	TT	F-2	203	8.0	808	31.8	40	25	300	44	670	1480	5.50	Z1-02-1 Z1-02-2	21.0	26.5
A8QNP805		11ANP824	7.50-16	8	A8	TT	F-2	203	8.0	808	31.8	40	25	390	56	775	1710	5.50	Z1-02-1 Z1-02-2	21.0	26.5
A8QNP807			7.50-16	8	A8	TT	F-2	203	8.0	808	31.8	40	25	390	56	775	1710	5.50	Z1-02-1 Z1-02-2	21.0	26.5
A8QNP810			7.50-18	8	A8	TT	F-2	203	8.0	859	33.8	30	20	370	54	945	2085	5.50	Z1-02-1 Z1-02-2	21.0	26.5
		11ANP029	7.50-20	6	A8	TT	F-2	203	8.0	909	35.8	40	25	300	44	775	1710	5.50	Z1-02-1 Z1-02-2	21.0	26.5
A4NNP007①	A3GNP029	11ANP018	7.50-20	8	A8	TT	F-2	203	8.0	909	35.8	40	25	390	56	900	1985	5.50	Z1-02-1 Z1-02-2	21.0	26.5
A8QNP809			9.00-16	10	A8	TT	F-2	235	9.3	860	33.9	40	25	390	56	1120	2470	6.00	Z1-02-1 Z1-02-2	22.0	27.7
A4NNP016			10.00-16	8	A8	TT	F-2	274	10.8	894	35.2	40	25	300	44	1060	2340	8.00	15TR	26.0	32.8
A4NNP014			10.00-16	8	A8	TL	F-2	274	10.8	894	35.2	40	25	300	44	1060	2340	8.00	TL	26.0	32.8
A4NNP017			11.00-16	8	A8	TT	F-2	315	12.4	967	38.1	40	25	280	40	1180	2600	10.00	15TR	24.0	30.2
A4NNP015			11.00-16	8	A8	TL	F-2	315	12.4	967	38.1	40	25	280	40	1180	2600	10.00	TL	24.0	30.2
A4NNP031			11.00-16	12	A8	TT	F-2	315	12.4	967	38.1	40	25	410	60	1550	3420	10.00	15TR	24.0	30.2

F-2 HARROW TRACE-4 FRONT FARM TYRES

PART. No.	CAT. No.	ERP No.	Tyre Size	Ply Rating	Speed Symbol	Tyre Type	Pattern	Section Width		Overall Diameter		Max.Speed		Infl. Pressure		Max. Load		Design Rim Width	Tyre Valve	Tread Depth	
								mm	ins	mm	ins	km/h	mph	kPa	psi	kg	Lbs			(mm)	(32nds)
A3INP037	A3GNP003		10.00-16	10	A8	TT	F-2A	274	10.8	894	35.2	40	25	360	52	1180	2600	8.00	15TR	21.0	26.5
A3INP035	A3GNP011		10.00-16	10	A8	TL	F-2A	274	10.8	894	35.2	40	25	360	52	1180	2600	8.00	TL	21.0	26.5
	A3GNP013		11.00-16	10	A8	TT	F-2A	315	12.4	967	38.1	40	25	360	52	1400	3080	10.00	15TR	23.0	29.0
	A3GNP014		11.00-16	10	A8	TL	F-2A	315	12.4	967	38.1	40	25	360	52	1400	3080	10.00	TL	23.0	29.0
A3INP034	A3GNP012		11.00-16	12	A8	TL	F-2A	315	12.4	967	38.1	40	25	410	60	1550	3420	10.00	TL	23.0	29.0
A4NNP032②	A3GNP004		11.00-16	12	A8	TT	F-2A	315	12.4	967	38.1	40	25	410	60	1550	3420	10.00	15TR	23.0	29.0

NOTE: ① *More PART.No.s are: A3INP047*
② *More PART.No.s are: A3INP036*

AGRICULTURAL

BIAS AGRICULTURAL TYRES

BIAS LARGE SIZE LOG SKIDDER TYRES

PART. No.	CAT. No.	ERP No.	Tyre Size	Ply Rating	Speed Symbol	Tyre Type	Pattern	Section Width		Overall Diameter		Max.Speed		Infl. Pressure		Max. Load		Design Rim Width	Tyre Valve	Tread Depth	
								mm	ins	mm	ins	km/h	mph	kPa	psi	kg	Lbs			(mm)	(32nds)
A2DGL032 ①		A1AGL018	16.9-30	10	A6	TT	LS-2A	430	16.9	1510	59.4	30	20	210	30	2575	5680	15.00	Z1-03-1	48.0	60.5
A2DGL033 ②	A3GGL009	A1AGL019	18.4-26	10	A6	TT	LS-2A	465	18.3	1475	58.1	30	20	170	25	2575	5680	16.00	Z1-03-1	51.0	64.3
A2DGL034 ③	A3GGL012	A1AGL020	18.4-30	10	A6	TT	LS-2A	465	18.3	1575	62.0	30	20	170	25	2725	6000	16.00	Z1-03-1	51.0	64.3
A2DGL035 ④	A3GGL010	A1AGL021	18.4-34	10	A6	TT	LS-2A	465	18.3	1680	66.1	30	20	170	25	2900	6400	16.00	Z1-03-1	51.0	64.3
A2DGL042 ⑤	A3GGL011	A1AGL027	18.4-34	12	A6	TT	LS-2A	465	18.3	1680	66.1	30	20	210	30	3250	7150	16.00	Z1-03-1	51.0	64.3
A1AGL032 ⑥		A1AGL022	23.1-26	14	A6	TT	LS-2A	590	23.2	1630	64.2	30	20	210	30	4125	9100	20.00	Z1-03-1	53.0	66.8
A2DGL043		A1AGL039	23.1-26	14	A6	TT	LS-2A	590	23.2	1630	64.2	30	20	210	30	4125	9100	20.00	Z1-03-1	53.0	66.8
A2DGL028		A1AGL015	23.1-26	14	A6	TL	LS-2A	590	23.2	1630	64.2	30	20	210	30	4125	9100	20.00	TL	53.0	66.8
A3XGL027 ⑦	A3GGL001	A1AGL023	23.1-26	16	A6	TT	LS-2A	590	23.2	1630	64.2	30	20	240	35	4450	9810	20.00	Z1-03-1	53.0	66.8
A1AGL034 ⑧	A3GGL002	A1AGL024	24.5-32	16	A6	TT	LS-2A	625	24.6	1830	72.0	30	20	210	30	5000	11000	21.00	Z1-03-1	55.5	69.9
A2DGL031	A3GGL013	A1AGL016	24.5-32	16	A6	TL	LS-2A	625	24.6	1830	72.0	30	20	210	30	5000	11000	21.00	TL	55.5	69.9
A2DGL045 ⑨	A3GGL006	A1AGL041	24.5-32	20	A6	TT	LS-2A	625	24.6	1830	72.0	30	20	240	35	5500	12125	21.00	Z1-03-1	55.5	69.9
A1AGL035 ⑩	A3GGL005	A1AGL040	28L-26	14	A6	TT	LS-2A	715	28.1	1645	64.8	30	20	170	25	4250	9350	25.00	Z1-03-1	55.0	69.3
A2DGL030		A1AGL017	28L-26	14	A6	TL	LS-2A	715	28.1	1645	64.8	30	20	170	25	4250	9350	25.00	TL	55.0	69.3
A1AGL036 ⑪	A3GGL003	A1AGL025	28L-26	18	A6	TT	LS-2A	715	28.1	1645	64.8	30	20	210	30	4800	10580	25.00	Z1-03-1	55.0	69.3
A2DGL027		A1AGL014	28L-26	18	A6	TL	LS-2A	715	28.1	1645	64.8	30	20	210	30	4800	10580	25.00	TL	55.0	69.3
A1XGL013 ⑫	A3GGL007	A1AGL042	28L-26	20	A6	TT	LS-2A	715	28.1	1645	64.8	30	20	240	35	5200	11465	25.00	Z1-03-1	55.0	69.3

BIAS LARGE SIZE LOG SKIDDER TYRES

PART. No.	CAT. No.	ERP No.	Tyre Size	Ply Rating	Speed Symbol	Tyre Type	Pattern	Section Width		Overall Diameter		Max.Speed		Infl. Pressure		Max. Load		Design Rim Width	Tyre Valve	Tread Depth	
								mm	ins	mm	ins	km/h	mph	kPa	psi	kg	Lbs			(mm)	(32nds)
A1AGL037 ⑬	A3GGL004	A1AGL026	30.5L-32	18	A6	TT	LS-2	775	30.5	1845	72.6	30	20	210	30	5950	13115	27.00	Z1-03-1	55.5	69.9
A2DGL029		A1AGL013	30.5L-32	18	A6	TL	LS-2	775	30.5	1845	72.6	30	20	210	30	5950	13115	27.00	TL	55.5	69.9
A2DGL047 ⑭	A3GGL008	A1AGL043	30.5L-32	20	A6	TT	LS-2	775	30.5	1845	72.6	30	20	240	35	6450	14220	27.00	Z1-03-1	55.5	69.9

NOTE:
① ***More PART.No.s are:*** *A1AGL028*
② ***More PART.No.s are:*** *A1AGL029*
③ ***More PART.No.s are:*** *A1AGL030*
④ ***More PART.No.s are:*** *A1AGL031*
⑤ ***More PART.No.s are:*** *A1AGL038*
⑥ ***More PART.No.s are:*** *A2DGL036 A1XGL008*
⑦ ***More PART.No.s are:*** *A1AGL033 A2DGL037*
⑧ ***More PART.No.s are:*** *A1XGL011 A2DGL039*
⑨ ***More PART.No.s are:*** *A1XGL012*
⑩ ***More PART.No.s are:*** *A1XGL007 A2DGL044*
⑪ ***More PART.No.s are:*** *A1XGL010 A2DGL040*
⑫ ***More PART.No.s are:*** *A2DGL046*
⑬ ***More PART.No.s are:*** *A1XGL006 A2DGL041*
⑭ ***More PART.No.s are:*** *A1XGL009*

BIAS AGRICULTURAL TYRES

BIAS SMALL SIZE LOG SKIDDER TYRES

PART. No.	CAT. No.	ERP No.	Tyre Size	Ply Rating	Speed Symbol	Tyre Type	Pattern	Section Width		Overall Diameter		Max.Speed		Infl. Pressure		Max. Load		Design Rim Width	Tyre Valve	Tread Depth	
								mm	ins	mm	ins	km/h	mph	kPa	psi	kg	Lbs			(mm)	(32nds)
		A1ACC031	10-16.5	10	A2	TL	L-4A	264	10.4	773	30.4	10	5	520	75	2135	4710	8.25	TL	27	34.0
		A1ACC032	10-16.5 steel belt	10	A2	TL	L-4A	264	10.4	773	30.4	10	5	520	75	2135	4710	8.25	TL	27	34.0
A1ZCC010	A3GCC071	A1ACC033	10-16.5	12	A2	TL	L-4A	264	10.4	773	30.4	10	5	620	90	2375	5240	8.25	TL	27	34.0
	A3GCC072	A1ACC040	10-16.5 steel belt	12	A2	TL	L-4A	264	10.4	773	30.4	10	5	620	90	2375	5240	8.25	TL	27	34.0
	A3GCL008	11ACL010	12-16.5 steel belt	10	A2	TL	L-4A	307	12.1	831	32.7	10	5	450	65	2540	5600	8.25	TL	27	34.0
	A3GCC073	A1ACC034	12-16.5	12	A2	TL	L-4A	307	12.1	831	32.7	10	5	550	80	2865	6320	9.75	TL	33.5	42.2
	A3GCC074	A1ACC037	12-16.5 steel belt	12	A2	TL	L-4A	307	12.1	831	32.7	10	5	550	80	2865	6320	9.75	TL	33.5	42.2
A1ZCC009	A3GCC070	A1ACC035	12-16.5	14	A2	TL	L-4A	307	12.1	831	32.7	10	5	620	90	3075	6780	9.75	TL	33.5	42.2
	A3GCC075	A1ACC036	12-16.5 steel belt	14	A2	TL	L-4A	307	12.1	831	32.7	10	5	620	90	3075	6780	9.75	TL	33.5	42.2
A3RCC017			12-16.5	16	A2	TL	L-4A	307	12.1	831	32.7	10	5	760	110	3590	7920	9.75	TL	33.5	42.2
A1ZCC005		11ACL003	14-17.5*	14	A2	TL	L-4A	349	13.7	921	36.3	10	5	550	80	3875	8540	10.50	TL	37.5	47.2
		A1ACL001	14-17.5 steel belt	14	A2	TL	L-4A	349	13.7	921	36.3	10	5	550	80	3875	8540	10.50	TL	37.5	47.2
A3XCL002	A3GCL007	11ACL008	14-17.5*	16	A2	TL	L-4A	349	13.7	921	36.3	10	5	630	90	4020	8860	10.50	TL	37.5	47.2
	A3GCL005		14-17.5 steel belt	16	A2	TL	L-4A	349	13.7	921	36.3	10	5	630	90	4020	8860	10.50	TL	37.5	47.2
	A3GCC058	A1ACC015	15-19.5*	14	A2	TL	L-4A	389	15.3	1019	40.1	10	5	485	70	4565	10060	11.75	TL	37.5	47.2
	A3GCC004		15-19.5 steel belt	14	A2	TL	L-4A	389	15.3	1019	40.1	10	5	485	70	4565	10060	11.75	TL	37.5	47.2
A3YCL002			12-16.5 steel belt	14	A2	TL	L-4B	307	12.1	831	32.7	10	5	620	90	3075	6780	9.75	TL	33.5	42.2
A8QCC801			33×12-16.5	6	A2	TL	L-6A	307	12.1	831	32.7	10	5	280	41	1915	4220	9.75	TL	14.0	17.6

BIAS INDUSTRIAL TYRES

Ultra Premium Type

PART. No.	CAT. No.	ERP NO.	Tyre Size	Ply Rating	Tyre Type	Pattern	Design Rim Width	Design New Tyre				Inflated Pressure		Tyre Load Limits at Various Max.speed and Various Types of Equipment(kg)											Valves
								S.W.		O.D.				Counterbalanced Lift Trucks				Other's Industrial Vehicles				Side Loader			
														25km/h		35km/h									
								mm	ins	mm	ins	kPa	p.s.i	DRIVER	STEER	DRIVER	STEER	10km/h	25km/h	40km/h	50km/h	STATIC	25km/h	35km/h	
	A3GCC888	11ACC940	5.00-8NHS	8	TT	OB502	3.00	132.0	5.2	467.0	18.4	825	120	1235	950	1190	880	1235	950	845	800	1435	950	880	TR87
A8ECC915	A3GCC887	11ACC939	5.00-8NHS	10	TT	OB502	3.00	132.0	5.2	467.0	18.4	1000	145	1420	1090	1365	1010	1420	1090	970	915	1645	1090	1010	TR87
A8ECC910	A3GCC889	11ACC879	6.00-9NHS	10	TT	OB502	4.00	160.0	6.3	540.0	21.3	850	123	1715	1320	1650	1220	1715	1320	1175	1110	1995	1320	1220	JS2
A8ECC911	A3GCC890	11ACC941	6.00-9NHS	12	TT	OB502	4.00	160.0	6.3	540.0	21.3	1000	145	1885	1450	1815	1340	1885	1450	1290	1220	2190	1450	1340	JS2
	A3GCC891	11ACC872	6.50-10NHS	10	TT	OB502	5.00	177.0	7.0	588.0	23.1	775	112	1950	1500	1875	1390	1950	1500	1335	1260	2265	1500	1390	JS2
A8ECC912	A3GCC892	11ACC942	6.50-10NHS	12	TT	OB502	5.00	177.0	7.0	588.0	23.1	900	131	2145	1650	2065	1525	2145	1650	1470	1385	2495	1650	1525	JS2
	A3GCC893	11ACC917	6.50-10NHS	14	TT	OB502	5.00	177.0	7.0	588.0	23.1	1000	145	2340	1800	2250	1665	2340	1800	1605	1515	2720	1800	1665	JS2
	A3GCC894	11ACC874	7.00-12NHS	12	TT	OB502	5.00	192.0	7.6	672.0	26.5	850	123	2680	2060	2575	1905	2680	2060	1835	1730	3110	2060	1905	TR440
A8ECC908	A3GCC895	11ACC943	7.00-12NHS	14	TT	OB502	5.00	192.0	7.6	672.0	26.5	900	131	2755	2120	2650	1960	2755	2120	1890	1780	3200	2120	1960	TR440
	A3GCC896	11ACC918	7.00-12NHS	16	TT	OB502	5.00	192.0	7.6	672.0	26.5	1000	145	2915	2240	2800	2075	2915	2240	1995	1885	3385	2240	2075	TR440
	A3GCC886	11ACC938	7.00-15NHS	12	TT	OB502	5.00	197.0	7.8	746.0	29.4	825	120	3070	2360	2950	2185	3070	2360	2100	1985	3565	2360	2185	TR440
A8ECC916	A3GCC897	11ACC944	7.00-15NHS	14	TT	OB502	5.00	197.0	7.8	746.0	29.4	900	131	3350	2575	3220	2385	3350	2575	2290	2165	3890	2575	2385	TR440
	A3GCC898	11ACC884	8.25-15NHS	14	TT	OB502	6.50	234.0	9.2	836.0	32.9	800	116	4225	3250	4065	3005	4225	3250	2895	2730	4910	3250	3005	TR442
A8ECC917	A3GCC899	11ACC945	8.25-15NHS	16	TT	OB502	6.50	234.0	9.2	836.0	32.9	925	134	4615	3550	4440	3285	4615	3550	3160	2985	5360	3550	3285	TR442
	A3GCC900	11ACC946	18×7-8NHS	14	TT	OB502	4.33	173.0	6.8	462.0	18.2	900	131	1885	1450	1815	1340	1885	1450	1290	1220	2190	1450	1340	TR87
A8ECC918	A3GCC901	11ACC947	18×7-8NHS	16	TT	OB502	4.33	173.0	6.8	462.0	18.2	1000	145	2145	1650	2065	1525	2145	1650	1470	1385	2495	1650	1525	TR87
	A3GCC902	11ACC920	27×10-12NHS	14	TT	OB502	8.00	255.0	10.0	690.0	27.2	700	102	3545	2725	3405	2520	3545	2725	2425	2290	4115	2725	2520	TR300
A8ECC919	A3GCC903	11ACC923	27×10-12NHS	20	TT	OB502	8.00	255.0	10.0	690.0	27.2	1000	145	4615	3550	4440	3285	4615	3550	3160	2985	5360	3550	3285	TR300
	A3GCC904	11ACC878	28×9-15NHS	14	TT	OB502	7.00	216.0	8.5	707.0	27.8	1000	145	3900	3000	3750	2775	3900	3000	2670	2520	4530	3000	2775	TR442
A8ECC920	A3GCC905	11ACC915	28×9-15NHS	16	TT	OB502	7.00	216.0	8.5	707.0	27.8	1030	149	4095	3150	3940	2915	4095	3150	2805	2645	4755	3150	2915	TR442
	A3GCC906	11ACC932	250-15NHS	16	TT	OB502	7.50	250.0	9.8	735.0	28.9	825	120	4355	3350	4190	3100	4355	3350	2985	2815	5060	3350	3100	TR444
	A3GCC907	11ACC936	250-15NHS	18	TT	OB502	7.50	250.0	9.8	735.0	28.9	950	138	4745	3650	4565	3375	4745	3650	3250	3065	5515	3650	3375	TR444
A8ECC921	A3GCC908	11ACC948	250-15NHS	20	TT	OB502	7.50	250.0	9.8	735.0	28.9	1000	145	5040	3875	4845	3585	5040	3875	3450	3255	5850	3875	3585	TR444
	A3GCC909	11ACC949	300-15NHS	18	TT	OB502	8.00	300.0	11.8	840.0	33.1	850	123	5850	4500	5625	4165	5850	4500	4005	3780	6795	4500	4165	TR444
A8ECC922	A3GCC910	11ACC924	300-15NHS	20	TT	OB502	8.00	300.0	11.8	840.0	33.1	900	131	6500	5000	6250	4625	6500	5000	4450	4200	7550	5000	4625	TR444
	A3GCC911	11ACC950	7.50-15NHS	14	TT	OB502	6.00	212.0	8.3	772.0	30.4	925	134	3640	2800	3500	2590	3640	2800	2495	2355	4230	2800	2590	TR440
A8ECC923	A3GCC912	11ACC951	7.50-15NHS	16	TT	OB502	6.00	212.0	8.3	772.0	30.4	1000	145	3900	3000	3750	2775	3900	3000	2670	2520	4530	3000	2775	TR440
A8ECC924	A3GCC913	11ACC952	16×6-8NHS	16	TT	OB502	4.33	152.0	6.0	425.0	16.7	1000	145	1495	1150	1440	1065	1495	1150	1025	965	1740	1150	1065	TR87
	A3GCC914	11ACC953	21×8-9NHS	14	TT	OB502	6.00	200.0	7.9	535.0	21.1	900	131	2535	1950	2440	1805	2535	1950	1735	1640	2945	1950	1805	TR440
A8ECC925	A3GCC915	11ACC954	21×8-9NHS	16	TT	OB502	6.00	200.0	7.9	535.0	21.1	1000	145	2755	2120	2650	1960	2755	2120	1890	1780	3200	2120	1960	TR440
A8ECC926	A3GCC916	11ACC955	32×12.1-15NHS	24	TT	OB502	9.75	305.0	12.0	826.0	32.5	1000	145	7800	6000	7500	5550	7800	6000	5340	5040	9060	6000	5550	Z1-01-3
	TBA	TBA	10.00-20	16	TT	OB502	7.50	278.0	10.9	1075.0	42.3	790	115	6085	5140	5480	4630	5140	3790	3380	3245				Z1-01-7
	A3GCC063	A1ACC028	10.00-20	20	TT	OB502	7.50	278.0	10.9	1075.0	42.3	1000	145	6945	5885	6255	5300	5885	4325	3860	3710				Z1-01-7
	A3GCC062	A1ACC029	12.00-20	20	TT	OB502	8.50	315.0	12.4	1146.0	45.1	825	120	7765	6580	6995	5925	6580	4835	4315	5795				Z1-01-8
	TBA	11ACC004	12.00-20	24	TT	OB502	8.50	315.0	12.4	1146.0	45.1	965	140	8495	7195	7650	6480	7195	5290	4720	4540				Z1-01-8

OB502

BIAS INDUSTRIAL TYRES

Premium Type

PART. No.	CAT. No.	ERP NO.	Tyre Size	Ply Rating	Tyre Type	Pattern	Design Rim Width	Design New Tyre				Inflated Pressure		Tyre Load Limits at Various Max.speed and Various Types of Equipment(kg)											Valves
								S.W.		O.D.				Counterbalanced Lift Trucks				Other's Industrial Vehicles				Side Loader			
														25km/h		35km/h									
								mm	ins	mm	ins	kPa	p.s.i	DRIVER	STEER	DRIVER	STEER	10km/h	25km/h	40km/h	50km/h	STATIC	25km/h	35km/h	
	A3GCC934	11ACC817	4.00-8NHS	8	TT	LB-033	3.00D	112.0	4.4	414.0	16.3	900	131	870	670	840	620	870	670	595	565				Z1-02-1
	A3GCC917	11ACC819	4.00-8NHS	10	TT	LB-033	3.00D	112.0	4.4	414.0	16.3	1000	145	950	730	915	675	950	730	650	615				Z1-02-1
	A3GCC943	11ACC821	5.00-8NHS	8	TT	LB-033	3.50D-8	132.0	5.2	467.0	18.4	825	120	1235	950	1190	880	1235	950	845	800				Z1-01-1
	A3GCC932	11ACC824	5.00-8NHS	10	TT	LB-033	3.50D-8	132.0	5.2	467.0	18.4	1000	145	1415	1090	1365	1010	1415	1090	970	915				Z1-01-1
	A3GCC928	11ACC828	6.00-9NHS	10	TT	LB-033	4.00E	160.0	6.3	540.0	21.3	850	123	1715	1320	1650	1220	1715	1320	1175	1110				Z1-01-1
	A3GCC918	11ACC905	6.00-9NHS	12	TT	LB-033	4.00E	160.0	6.3	540.0	21.3	1000	145	1885	1450	1815	1345	1885	1450	1290	1220				Z1-01-1
	A3GCC929	11ACC831	6.50-10NHS	10	TT	LB-033	5.00F	177.0	7.0	588.0	23.1	775	112	1950	1500	1875	1390	1950	1500	1335	1260				Z1-01-1
	A3GCC937	11ACC834	6.50-10NHS	12	TT	LB-033	5.00F	177.0	7.0	588.0	23.1	900	131	2145	1650	2065	1525	2145	1650	1470	1390				Z1-01-1
	A3GCC930	11ACC840	7.00-12NHS	12	TT	LB-033	5.00S-12	192.0	7.6	672.0	26.5	850	123	2680	2060	2575	1905	2680	2060	1835	1730				Z1-01-1
	A3GCC920	11ACC842	7.00-12NHS	14	TT	LB-033	5.00S-12	192.0	7.6	672.0	26.5	900	131	2755	2120	2650	1960	2755	2120	1885	1780				Z1-01-1
	A3GCC940	11ACC846	7.00-15NHS	12	TT	LB-033	5.5-15	197.0	7.8	746.0	29.4	825	120	3070	2360	2950	2185	3070	2360	2100	1985				Z1-01-2
		TBA	7.00-15NHS	14	TT	LB-033	5.5-15	197.0	7.8	746.0	29.4	900	131	3350	2575	3220	2385	3350	2575	2290	2165				Z1-01-2
	A3GCC950	11ACC850	7.50-10NHS	12	TT	LB-033	5.50F	207.0	8.1	645.0	25.4	650	94	2340	1800	2250	1665	2340	1800	1600	1510				Z1-01-1
	A3GCC935	11ACC854	7.50-15NHS	14	TT	LB-033	6.0-15	212.0	8.3	772.0	30.4	925	134	3640	2800	3500	2590	3640	2800	2490	2350				Z1-01-2
		TBA	8.25-15NHS	12	TT	LB-033	6.5	234.0	9.2	836.0	32.9	700	102	3900	3000	3750	2775	3900	3000	2670	2520				Z1-01-4
	A3GCC936	11ACC866	8.25-15NHS	14	TT	LB-033	6.5	234.0	9.2	836.0	32.9	800	116	4225	3250	4065	3005	4225	3250	2895	2730				Z1-01-4
	A3GCC955	11ACC868	8.25-15NHS	18	TT	LB-033	6.5	234.0	9.2	836.0	32.9	1000	145	4745	3650	4565	3375	4745	3650	3250	3065				Z1-01-4
	A3GCC938	11ACC801	18×7-8NHS	14	TT	LB-033	4.33R-8	173.0	6.8	462.0	18.2	900	131	1885	1450	1815	1340	1885	1450	1290	1215				Z1-01-1
		TBA	18×7-8NHS	16	TT	LB-033	4.33R-8	173.0	6.8	462.0	18.2	1000	145	2145	1650	2065	1525	2145	1650	1470	1385				Z1-01-1
	A3GCC939	11ACC908	21×8-9NHS	14	TT	LB-033	6.00E-09	200.0	7.9	535.0	21.1	900	131	2535	1950	2440	1805	2535	1950	1735	1640				Z1-01-4
		TBA	21×8-9NHS	16	TT	LB-033	6.00E-09	200.0	7.9	535.0	21.1	1000	145	2755	2120	2650	1960	2755	2120	1885	1780				Z1-01-4
	A3GCC958	11ACC809	23×9-10NHS	16	TT	LB-033	6.50F	225.0	8.9	595.0	23.4	800	116	2990	2300	2875	2130	2990	2300	2045	1935				Z1-01-4
		TBA	23×9-10NHS	18	TT	LB-033	6.50F	225.0	8.9	595.0	23.4	900	131	3160	2430	3040	2250	3160	2430	2165	2040				Z1-01-4
	A3GCC922	11ACC814	27×10-12NHS	14	TT	LB-033	8.00G-12	255.0	10.0	690.0	27.2	700	102	3545	2725	3405	2520	3545	2725	2425	2290				Z1-01-3
	A3GCC931	11ACC855	28×9-15NHS	12	TT	LB-033	7.0	216.0	8.5	707.0	27.8	825	120	3445	2650	3315	2450	3445	2650	2360	2225				Z1-01-6
	A3GCC923	11ACC857	28×9-15NHS	14	TT	LB-033	7.0	216.0	8.5	707.0	27.8	1000	145	3900	3000	3750	2775	3900	3000	2670	2520				Z1-01-6
	A3GCC963	11ACC906	250-15NHS	16	TT	LB-033	7.5	250.0	9.8	735.0	28.9	825	120	4355	3350	4190	3100	4355	3350	2980	2815				TR444
		TBA	250-15NHS	18	TT	LB-033	7.5	250.0	9.8	735.0	28.9	950	138	4745	3650	4565	3375	4745	3650	3250	3065				TR444
	A3GCC925	11ACC914	300-15NHS	20	TT	LB-033	8.0	300.0	11.8	840.0	33.1	900	131	6500	5000	6250	4625	6500	5000	4450	4200				TR444

Premium Type (For USA Market Only)

PART. No.	CAT. No.	ERP NO.	Tyre Size	Ply Rating	Tyre Type	Pattern	Design Rim Width	Design New Tyre				Inflated Pressure		Tyre Load Limits at Various Max.speed and Various Types of Equipment(kg)											Valves
								S.W.		O.D.				Counterbalanced Lift Trucks				Other's Industrial Vehicles				Side Loader			
														25km/h		35km/h									
								mm	ins	mm	ins	kPa	p.s.i	DRIVER	STEER	DRIVER	STEER	10km/h	25km/h	40km/h	50km/h	STATIC	25km/h	35km/h	
	A3GCC822		5.00-8NHS	10	TT	OB501	3.50D-8	132.0	5.2	467.0	18.4	1000	145	1415	1090	1365	1010	1415	1090	970	915				Z1-01-1
	A3GCC824		6.00-9NHS	12	TT	OB501	4.00E	160.0	6.3	540.0	21.3	1000	145	1885	1450	1815	1345	1885	1450	1290	1220				Z1-01-1

LB-033

OB501



BIAS INDUSTRIAL TYRES

INDUSTRIAL

Premium Type (For USA Market Only)

PART. No.	CAT. No.	ERP NO.	Tyre Size	Ply Rating	Tyre Type	Pattern	Design Rim Width	Design New Tyre				Inflated Pressure		Tyre Load Limits at Various Max.speed and Various Types of Equipment(kg)											Valves
								S.W.		O.D.				Counterbalanced Lift Trucks				Other's Industrial Vehicles				Side Loader			
														25km/h		35km/h									
								mm	ins	mm	ins	kPa	p.s.i	DRIVER	STEER	DRIVER	STEER	10km/h	25km/h	40km/h	50km/h	STATIC	25km/h	35km/h	
	A3GCC837		7.50-15NHS	16	TT	OB501	6.00	212.0	8.3	772.0	30.4	1000	145	3900	3000	3750	2775	3900	3000	2670	2520	4530	3000	2775	TR440
	A3GCC840		28×9-15NHS	16	TT	OB501	7.00	216.0	8.5	707.0	27.8	1030	149	4095	3150	3940	2915	4095	3150	2805	2645	4755	3150	2915	TR442
	A3GCC843		8.25-15NHS	16	TT	OB501	6.50	234.0	9.2	836.0	32.9	925	134	4615	3550	4440	3285	4615	3550	3160	2985	5360	3550	3285	TR442
	TBA		23×9-10NHS	18	TT	OB501	6.50F	225.0	8.9	595.0	23.4	900	131	3160	2430	3040	2250	3160	2430	2165	2040	3670	900	830	Z1-01-4
	A3GCC863		27×10-12NHS	20	TT	OB501	8.00	255.0	10.0	690.0	27.2	1000	145	4615	3550	4440	3285	4615	3550	3160	2985	5360	3550	3285	TR300
	A3GCC865		250-15NHS	18	TT	OB501	7.5	250.0	9.8	735.0	28.9	950	138	4745	3650	4565	3375	4745	3650	3250	3065				TR444
	A3KCC852		250-15NHS	22	TT	OB501	7.5	250.0	9.8	735.0	28.9	PLEASE CONTACT MANUFACTURER													TR444
	TBA		28×12.5-15NHS	18	TT	OB501	9.75-15	304.0	12.0	711.0	28.0	PLEASE CONTACT MANUFACTURER													Z1-01-3
	A3GCC840		28×12.5-15NHS	22	TT	OB501	9.75-15	304.0	12.0	711.0	28.0	PLEASE CONTACT MANUFACTURER													Z1-01-3
	A3GCC869		300-15NHS	18	TT	OB501	8.00	300.0	11.8	840.0	33.1	850	123	5850	4500	5625	4165	5850	4500	4005	3780	6795	4500	4165	TR444
	A3GCC871		300-15NHS	22	TT	OB501	8.00	300.0	11.8	840.0	33.1	PLEASE CONTACT MANUFACTURER													TR444
	A3GCC876		32×12.1-15NHS	22	TT	OB501	9.75	305.0	12.0	826.0	32.5	PLEASE CONTACT MANUFACTURER													Z1-01-3
	A3GCC060		10.00-20	20	TT	OB-501	7.50	278.0	10.9	1073.0	42.2	965	140	6945	5885	6255.0	5300	5885	4325	3860	3710				Z1-01-7
	A3GCC059		12.00-20	20	TT	OB-501	8.5	315.0	12.4	1145.0	45.1	830	120	7765	6580	6995.0	5925	6580	4835	4315	4150				Z1-01-8

Premium Type

PART. No.	CAT. No.	ERP NO.	Tyre Size	Ply Rating	Tyre Type	Pattern	Design Rim Width	Design New Tyre				Inflated Pressure		Tyre Load Limits at Various Max.speed and Various Types of Equipment(kg)											Valves
								S.W.		O.D.				Counterbalanced Lift Trucks				Other's Industrial Vehicles				Side Loader			
														25km/h		35km/h									
								mm	ins	mm	ins	kPa	p.s.i	DRIVER	STEER	DRIVER	STEER	10km/h	25km/h	40km/h	50km/h	STATIC	25km/h	35km/h	
		A3RCC007	9.00-20	14	TT	OB-501	7.00	259.0	10.2	992.0	39.1	790	115	5375	4555	4840.0	4100	4555	3345	2990	2875				Z1-01-6
		A3RCC005	10.00-20	16	TT	OB-501	7.50	278.0	10.9	1073.0	42.2	790	115	6085	5140	5480.0	4630	5140	3790	3380	3245				Z1-01-7
		A3RCC001	10.00-20	18	TT	OB-501	7.50	278.0	10.9	1073.0	42.2	890	129	6510	5515	5860.0	4965	5515	4055	3620	3480				Z1-01-7
A3UCC006		A3RCC013	10.00-20	20	TT	OB-501	7.50	278.0	10.9	1073.0	42.2	1000	145	6945	5885	6255.0	5300	5885	4325	3860	3710				Z1-01-7
A1SCC003①		A3RCC006	12.00-20	18	TT	OB-501	8.50	315.0	12.4	1146.0	45.1	790	115	7380	6250	6645.0	5630	6250	4595	4100	3940				Z1-01-8
A2BCC001②	A3GZO014	A3RCC014	12.00-20	20	TT	OB-501	8.50	315.0	12.4	1146.0	45.1	825	120	7765	6580	6995.0	5925	6580	4835	4315	4150				Z1-01-8
A1SCC004③		A3RCC002	12.00-20	24	TT	OB-501	8.50	315.0	12.4	1146.0	45.1	965	140	8495	7195	7650.0	6480	7195	5290	4720	4540				Z1-01-8
A1SCC005④	A3GCC019	A3RCC012	12.00-20	28	TT	OB-501	8.50	315.0	12.4	1146.0	45.1	1100	160	9185	7780	8270.0	7005	7780	5720	5105	4910				Z1-01-8
	A3GCC018	A3RCC018	12.00-20	32	TT	OB-501	8.50	315.0	12.4	1146.0	45.1		180	9840	8335	8860.0	7505	8335	6125	5470	5260				Z1-01-8

Low Rolling Resistance

PART. No.	CAT. No.	ERP NO.	Tyre Size	Ply Rating	Tyre Type	Pattern	Design Rim Width	Design New Tyre				Inflated Pressure		Tyre Load Limits at Various Max.speed and Various Types of Equipment(kg)											Valves
								S.W.		O.D.				Counterbalanced Lift Trucks				Other's Industrial Vehicles				Side Loader			
														25km/h		35km/h									
								mm	ins	mm	ins	kPa	p.s.i	DRIVER	STEER	DRIVER	STEER	10km/h	25km/h	40km/h	50km/h	STATIC	25km/h	35km/h	
		11ACC956	6.50-10NHS	10	TT	MB-413	5.00F-10	175.0	6.9	590.0	23.2	775	112	1950	1500	1875	1390	1950	1500	1335	1260	2265	1500	1390	Z1-01-1
		11ACC911	18×7-8NHS	14	TT	MB-413	4.33R	173.0	6.8	465.0	18.3	900	131	1885	1450	1815	1340	1885	1450	1290	1220	2190	1450	1340	JS2
		11ACC805	21×8-9NHS	14	TT	MB-413	6.00E	200.0	7.9	535.0	21.1	900	131	2535	1950	2440	1805	2535	1950	1735	1640	2945	1950	1805	Z1-01-3
		11ACC806	21×8-9NHS	16	TT	MB-413	6.00E-09	200.0	7.9	535.0	21.1	1000	145	2755	2120	2650	1960	2755	2120	1885	1780	3200	1000	925	Z1-01-3
		11ACC886	23×9-10NHS	16	TT	MB-413	6.50F	225.0	8.9	595.0	23.4	800	116	2990	2300	2875	2660	2990	2300	2045	1930	3475	2300	2130	Z1-01-4
		11ACC892	23×9-10NHS	18	TT	MB-413	6.50F	225.0	8.9	595.0	23.4	900	131	3160	2430	3040	2250	3160	2430	2165	2040	3670	900	830	Z1-01-4

NOTE: ① *More PART.No.s are: A3UCC007*
② *More PART.No.s are: A3UCC005*
③ *More PART.No.s are: A3UCC008*
④ *More PART.No.s are: A3UCC009*

SOLID TYRES

SOLID

Solid Suparida Type

PART. No.	CAT. No.	ERP CODE	Tyre Size	Pattern	Rim	Tyre Dimension				Tyre Load Limits at Various Max.speed and Various Types of Equipment(kg)				
										Counterbalanced Lift Trucks		Other's Industrial Vehicles		
						S.W.		O.D.		25km/h				
						mm	ins	mm	ins	load	steer	6km/h	10km/h	25km/h
A8VSS279		11ASS349	4.00-8/3.00	OB-503	3.00-8	104	4.1	399	15.7	950	730	950	860	730
A8VSS204		11ASS273	5.00-8/3.00	OB-503	3.00D-8	124	4.9	443	17.4	1415	1090	1415	1285	1090
A8VSS210		11ASS275	6.00-9/4.00	OB-503	4.00E-9	137	5.4	521	20.5	1885	1450	1885	1710	1450
A8VSS214		11ASS277	6.50-10/5.00	OB-503	5.00F-10	151	5.9	565	22.2	2340	1800	2340	2125	1800
A8VSS216		11ASS278	7.00-12/5.00	OB-503	5.00S-12	168	6.6	651	25.6	2920	2240	2920	2645	2240
		11ASS353	7.00-15/5.5	OB-503	5.5-15	168	6.6	711	28.0	3545	2725	3545	3215	2725
			7.50-15/5.5	OB-503	5.5-15	193	7.6	732	28.8	3900	3000	3900	3540	3000
			7.50-15/6.5	OB-503	6.5-15	193	7.6	732	28.8	3900	3000	3900	3540	3000
A8VSS219		11ASS280	8.25-15/6.5	OB-503	6.5-15	208	8.2	802	31.6	4750	3650	4750	4300	3650
A8VSS223		11ASS272	15×4.5-8/3.00	OB-503	3.00D-8	110	4.3	373	14.7	1040	800	1040	945	800
A8VSS206		11ASS283	16×6-8/4.33	OB-503	4.33R-8	141	5.5	405	15.9	1270	975	1270	1150	975
A8VSS208		11ASS274	18×7-8/4.33	OB-503	4.33R-8	147	5.8	450	17.7	2145	1650	2145	1945	1650
A8VSS212		11ASS276	21×8-9/6.00	OB-503	6.00E-9	190	7.5	521	20.5	2755	2120	2755	2500	2120
A8VSS226		11ASS286	23×9-10/6.50	OB-503	6.50F-10	200	7.9	563	22.2	3160	2430	3160	2865	2435
A8VSS203		11ASS287	23×10-12/8.00	OB-503	8.00G-12	246	9.7	574	22.6	3770	2900	3770	3420	2900
		11ASS228	27×10-12/8.0	OB-503	8.0G-12	247	9.7	657	25.9	3900	3000	3900	3540	3000
A8VSS218		11ASS279	28×9-15/7.00	OB-503	7.0-15	206	8.1	687	27.1	3445	2650	3445	3125	2650
			28×12.5-15/9.75	OB-503	9.75-15	298	11.7	691	27.2	5525	4250	5525	5015	4250
			32×12.1-15/9.75	OB-503	9.75-15	296	11.7	810	31.9	7800	6000	7085	6430	5450
A8VSS213		11ASS284	140/55-9/4.00	OB-503	4.00E-9	130	5.1	378	14.9	1170	900	1170	1060	900
A8VSS231		11ASS285	200/50-10/6.50	OB-503	6.50F-10	196	7.7	450	17.7	2470	1900	2470	2240	1900
A8VSS201		11ASS289	250-15/7.0	OB-503	7.0-15	211	8.3	706	27.8	4745	3650	4745	4310	3650
			250-15/7.5	OB-503	7.5-15	205	8.1	705	27.8	4745	3650	4745	4310	3650
A8VSS221		11ASS281	300-15/8.0	OB-503	8.0-15	251	9.9	806	31.7	5850	4500	5850	5310	4500
A8VSS202		11ASS288	355/65-15/9.75	OB-503	9.75-15	296	11.7	810	31.9	7800	6000	7085	6430	5450

Solid Suparida Type Easi-Fit

PART. No.	CAT. No.	ERP CODE	Tyre Size	Pattern	Rim	Tyre Dimension				Tyre Load Limits at Various Max.speed and Various Types of Equipment(kg)				
										Counterbalanced Lift Trucks		Other's Industrial Vehicles		
						S.W.		O.D.		25km/h				
						mm	ins	mm	ins	load	steer	6km/h	10km/h	25km/h
			4.00-8/3.00	OB-503	3.00-8	104	4.1	399	15.7	950	730	950	860	730
A8VSH202		11ASH234	5.00-8/3.00	OB-503	3.00D-8	124	4.9	443	17.4	1415	1090	1415	1285	1090
A8VSH203		11ASH235	6.00-9/4.00	OB-503	4.00E-9	137	5.4	521	20.5	1885	1450	1885	1710	1450
A8VSH204		11ASH236	6.50-10/5.00	OB-503	5.00F-10	151	5.9	565	22.2	2340	1800	2340	2125	1800
A8VSH205		11ASH237	7.00-12/5.00	OB-503	5.00S-12	168	6.6	651	25.6	2920	2240	2920	2645	2240
			7.00-15/5.5	OB-503	5.5-15	168	6.6	711	28.0	3545	2725	3545	3215	2725
			7.50-15/5.5	OB-503	5.5-15	193	7.6	732	28.8	3900	3000	3900	3540	3000
			7.50-15/6.5	OB-503	6.5-15	193	7.6	732	28.8	3900	3000	3900	3540	3000
A8VSH206		11ASH238	8.25-15/6.5	OB-503	6.5-15	208	8.2	802	31.6	4750	3650	4750	4300	3650
A8VSH207		11ASH239	15×4.5-8/3.00	OB-503	3.00D-8	110	4.3	373	14.7	1040	800	1040	945	800
A8VSH208		11ASH240	16×6-8/4.33	OB-503	4.33R-8	141	5.5	405	15.9	1270	975	1270	1150	975

*Solids of WNM, wet-grip and EC are available, please check the manufacturer for special applications.

SOLID TYRES

Solid Suparida Type Easi-Fit

PART. No.	CAT. No.	ERP CODE	Tyre Size	Pattern	Rim	Tyre Dimension				Tyre Load Limits at Various Max.speed and Various Types of Equipment(kg)				
										Counterbalanced Lift Trucks		Other's Industrial Vehicles		
						S.W.		O.D.		25km/h				
						mm	ins	mm	ins	load	steer	6km/h	10km/h	25km/h
A8VSH209		11ASH241	18×7-8/4.33	OB-503	4.33R-8	147	5.8	450	17.7	2145	1650	2145	1945	1650
A8VSH210		11ASH242	21×8-9/6.00	OB-503	6.00E-9	190	7.5	521	20.5	2755	2120	2755	2500	2120
A8VSH211		11ASH243	23×9-10/6.50	OB-503	6.50F-10	200	7.9	563	22.2	3160	2430	3160	2865	2435
A8VSH212		11ASH244	23×10-12/8.00	OB-503	8.00G-12	246	9.7	574	22.6	3770	2900	3770	3420	2900
			27×10-12/8.0	OB-503	8.0G-12	247	9.7	657	25.9	3900	3000	3900	3540	3000
A8VSH213		11ASH245	28×9-15/7.00	OB-503	7.0-15	206	8.1	687	27.1	3445	2650	3445	3125	2650
			28×12.5-15/9.75	OB-503	9.75-15	298	11.7	691	27.2	5525	4250	5525	5015	4250
			32×12.1-15/9.75	OB-503	9.75-15	296	11.7	810	31.9	7800	6000	7085	6430	5450
A8VSH201		11ASH246	140/55-9/4.00	OB-503	4.00E-9	130	5.1	378	14.9	1170	900	1170	1060	900
A8VSH214		11ASH247	200/50-10/6.50	OB-503	6.50F-10	196	7.7	450	17.7	2470	1900	2470	2240	1900
A8VSH215		11ASH248	250-15/7.0	OB-503	7.0-15	211	8.3	706	27.8	4745	3650	4745	4310	3650
			250-15/7.5	OB-503	7.5-15	205	8.1	705	27.8	4745	3650	4745	4310	3650
A8VSH217		11ASH250	300-15/8.0	OB-503	8.0-15	251	9.9	806	31.7	5850	4500	5850	5310	4500
A8VSH218		11ASH251	355/65-15/9.75	OB-503	9.75-15	296	11.7	810	31.9	7800	6000	7085	6430	5450

Solid Suparida Type WNM

PART. No.	CAT. No.	ERP CODE	Tyre Size	Pattern	Rim	Tyre Dimension				Tyre Load Limits at Various Max.speed and Various Types of Equipment(kg)				
										Counterbalanced Lift Trucks		Other's Industrial Vehicles		
						S.W.		O.D.		25km/h				
						mm	ins	mm	ins	load	steer	6km/h	10km/h	25km/h
			4.00-8/3.00	OB-503	3.00-8	104	4.1	399	15.7	950	730	950	860	730
A8VSS205		11ASS291	5.00-8/3.00	OB-503	3.00D-8	124	4.9	443	17.4	1415	1090	1415	1285	1090
A8VSS211		11ASS294	6.00-9/4.00	OB-503	4.00E-9	137	5.4	521	20.5	1885	1450	1885	1710	1450
A8VSS215		11ASS295	6.50-10/5.00	OB-503	5.00F-10	151	5.9	565	22.2	2340	1800	2340	2125	1800
A8VSS217		11ASS296	7.00-12/5.00	OB-503	5.00S-12	168	6.6	651	25.6	2920	2240	2920	2645	2240
			7.00-15/5.5	OB-503	5.5-15	168	6.6	711	28.0	3545	2725	3545	3215	2725
			7.50-15/5.5	OB-503	5.5-15	193	7.6	732	28.8	3900	3000	3900	3540	3000
			7.50-15/6.5	OB-503	6.5-15	193	7.6	732	28.8	3900	3000	3900	3540	3000
A8VSS222		11ASS298	8.25-15/6.5	OB-503	6.5-15	208	8.2	802	31.6	4750	3650	4750	4300	3650
A8VSS224		11ASS299	15×4.5-8/3.00	OB-503	3.00D-8	110	4.3	373	14.7	1040	800	1040	945	800
A8VSS207		11ASS292	16×6-8/4.33	OB-503	4.33R-8	141	5.5	405	15.9	1270	975	1270	1150	975
A8VSS209		11ASS293	18×7-8/4.33	OB-503	4.33R-8	147	5.8	450	17.7	2145	1650	2145	1945	1650
A8VSS225		11ASS300	21×8-9/6.00	OB-503	6.00E-9	190	7.5	521	20.5	2755	2120	2755	2500	2120
A8VSS227		11ASS301	23×9-10/6.50	OB-503	6.50F-10	200	7.9	563	22.2	3160	2430	3160	2865	2435
A8VSS228		11ASS302	23×10-12/8.00	OB-503	8.00G-12	246	9.7	574	22.6	3770	2900	3770	3420	2900
			27×10-12/8.0	OB-503	8.0G-12	247	9.7	657	25.9	3900	3000	3900	3540	3000
A8VSS229		11ASS303	28×9-15/7.00	OB-503	7.0-15	206	8.1	687	27.1	3445	2650	3445	3125	2650
			28×12.5-15/9.75	OB-503	9.75-15	298	11.7	691	27.2	5525	4250	5525	5015	4250
			32×12.1-15/9.75	OB-503	9.75-15	296	11.7	810	31.9	7800	6000	7085	6430	5450
A8VSS230		11ASS304	140/55-9/4.00	OB-503	4.00E-9	130	5.1	378	14.9	1170	900	1170	1060	900
A8VSS232		11ASS305	200/50-10/6.50	OB-503	6.50F-10	196	7.7	450	17.7	2470	1900	2470	2240	1900
A8VSS233		11ASS306	250-15/7.0	OB-503	7.0-15	211	8.3	706	27.8	4745	3650	4745	4310	3650

*Solids of WNM, wet-grip and EC are available, please check the manufacturer for special applications.

SOLID

SOLID TYRES

Solid Suparida Type WNM

PART. No.	CAT. No.	ERP CODE	Tyre Size	Pattern	Rim	Tyre Dimension				Tyre Load Limits at Various Max.speed and Various Types of Equipment(kg)				
										Counterbalanced Lift Trucks		Other's Industrial Vehicles		
						S.W.		O.D.		25km/h				
						mm	ins	mm	ins	load	steer	6km/h	10km/h	25km/h
			250-15/7.5	OB-503	7.5-15	205	8.1	705	27.8	4745	3650	4745	4310	3650
A8VSS235		11ASS308	300-15/8.0	OB-503	8.0-15	251	9.9	806	31.7	5850	4500	5850	5310	4500
A8VSS236		11ASS309	355/65-15/9.75	OB-503	9.75-15	296	11.7	810	31.9	7800	6000	7085	6430	5450

Solid Suparida Type Easi-Fit WNM

PART. No.	CAT. No.	ERP CODE	Tyre Size	Pattern	Rim	Tyre Dimension				Tyre Load Limits at Various Max.speed and Various Types of Equipment(kg)				
										Counterbalanced Lift Trucks		Other's Industrial Vehicles		
						S.W.		O.D.		25km/h				
						mm	ins	mm	ins	load	steer	6km/h	10km/h	25km/h
			4.00-8/3.00	OB-503	3.00-8	104	4.1	399	15.7	950	730	950	860	730
A8VSH219		11ASH252	5.00-8/3.00	OB-503	3.00D-8	124	4.9	443	17.4	1415	1090	1415	1285	1090
A8VSH220		11ASH253	6.00-9/4.00	OB-503	4.00E-9	137	5.4	521	20.5	1885	1450	1885	1710	1450
A8VSH221		11ASH254	6.50-10/5.00	OB-503	5.00F-10	151	5.9	565	22.2	2340	1800	2340	2125	1800
A8VSH222		11ASH255	7.00-12/5.00	OB-503	5.00S-12	168	6.6	651	25.6	2920	2240	2920	2645	2240
			7.00-15/5.5	OB-503	5.5-15	168	6.6	711	28.0	3545	2725	3545	3215	2725
			7.50-15/5.5	OB-503	5.5-15	193	7.6	732	28.8	3900	3000	3900	3540	3000
			7.50-15/6.5	OB-503	6.5-15	193	7.6	732	28.8	3900	3000	3900	3540	3000
A8VSH223		11ASH256	8.25-15/6.5	OB-503	6.5-15	208	8.2	802	31.6	4750	3650	4750	4300	3650
A8VSH224		11ASH257	15×4.5-8/3.00	OB-503	3.00D-8	110	4.3	373	14.7	1040	800	1040	945	800
A8VSH225		11ASH258	16×6-8/4.33	OB-503	4.33R-8	141	5.5	405	15.9	1270	975	1270	1150	975
A8VSH226		11ASH259	18×7-8/4.33	OB-503	4.33R-8	147	5.8	450	17.7	2145	1650	2145	1945	1650
A8VSH227		11ASH260	21×8-9/6.00	OB-503	6.00E-9	190	7.5	521	20.5	2755	2120	2755	2500	2120
A8VSH228		11ASH261	23×9-10/6.50	OB-503	6.50F-10	200	7.9	563	22.2	3160	2430	3160	2865	2435
A8VSH229		11ASH262	23×10-12/8.00	OB-503	8.00G-12	246	9.7	574	22.6	3770	2900	3770	3420	2900
			27×10-12/8.0	OB-503	8.0G-12	247	9.7	657	25.9	3900	3000	3900	3540	3000
A8VSH230		11ASH263	28×9-15/7.00	OB-503	7.0-15	206	8.1	687	27.1	3445	2650	3445	3125	2650
			28×12.5-15/9.75	OB-503	9.75-15	298	11.7	691	27.2	5525	4250	5525	5015	4250
			32×12.1-15/9.75	OB-503	9.75-15	296	11.7	810	31.9	7800	6000	7085	6430	5450
A8VSH231		11ASH264	140/55-9/4.00	OB-503	4.00E-9	130	5.1	378	14.9	1170	900	1170	1060	900
A8VSH232		11ASH265	200/50-10/6.50	OB-503	6.50F-10	196	7.7	450	17.7	2470	1900	2470	2240	1900
A8VSH233		11ASH266	250-15/7.0	OB-503	7.0-15	211	8.3	706	27.8	4745	3650	4745	4310	3650
			250-15/7.5	OB-503	7.5-15	205	8.1	705	27.8	4745	3650	4745	4310	3650
A8VSH235		11ASH268	300-15/8.0	OB-503	8.0-15	251	9.9	806	31.7	5850	4500	5850	5310	4500
A8VSH236		11ASH269	355/65-15/9.75	OB-503	9.75-15	296	11.7	810	31.9	7800	6000	7085	6430	5450

SOLID

SOLID TYRES

Solid OTR

PART. No.	CAT. No.	ERP CODE	Tyre Size	Pattern	Rim	Tyre Dimension				Tyre Load Limits at Various Max.speed and Various Types of Equipment(kg)				
										Counterbalanced Lift Trucks		Other's Industrial Vehicles		
						S.W.		O.D.		25km/h				
						mm	ins	mm	ins	load	steer	6km/h	10km/h	25km/h
			23.5-25/19.5	L-077	19.5-25	600	23.6	1610	63.4			26400	23900	22000
			17.5-25/14.00	L-077	14.00	440	17.3	1350	53.1			9680	8800	8000
			18.00-25/13.00	L-077	13.00	500	19.7	1620	63.8			18150	16500	15000
			21.00-25/17.0	L-077	15.00	570	22.4	1750	68.9			29100	27100	
			20.5-25/17.0	L-077	17.00-25	520	20.5	1490	58.7				9500	

Super-Lug-MIL

PART. No.	CAT. No.	ERP CODE	Tyre Size	Pattern	Rim	Tyre Dimension				Tyre Load Limits at Various Max.speed and Various Types of Equipment(kg)				
										Counterbalanced Lift Trucks		Other's Industrial Vehicles		
						S.W.		O.D.		25km/h				
						mm	ins	mm	ins	load	steer	6km/h	10km/h	25km/h
			8.25-20/6.5	MIL	6.5-20	225	8.9	950	37.4	4380	3650	4745	3880	3650
			8.25-20/7.0	MIL	7.0-20	225	8.9	950	37.4	4380	3650	4745	3880	3650
			9.00-20/6.5	MIL	6.5-20	237	9.3	999	39.3	5400	4500	5850	4905	4500
			9.00-20/7.0	MIL	7.0-20	237	9.3	999	39.3	5400	4500	5850	4905	4500
			10.00-20/7.5	MIL	7.5-20	249	9.8	1012	39.8	6000	5000	6500	5450	5000
			10.00-20/8.0	MIL	8.0-20	249	9.8	1012	39.8	6000	5000	6500	5450	5000
			11.00-20/7.5	MIL	7.5-20	263	10.4	1043	41.1	6540	5450	7085	5940	5450
			11.00-20/8.0	MIL	8.0-20	263	10.4	1043	41.1	6540	5450	7085	5940	5450
			11.00-20/8.5	MIL	8.5-20	276	10.9	1070	42.1	6540	5450	7085	5940	5450
			12.00-20/8.0	MIL	8.0-20	276	10.9	1070	42.1	7560	6300	8190	6865	6300
			12.00-20/8.5	MIL	8.5-20	276	10.9	1070	42.1	7560	6300	8190	6865	6300
			12.00-20/8.5	1-007A	8.5-20	290	11.4	1103	43.4					5065

Solid-Skid-Steer

PART. No.	CAT. No.	ERP CODE	Tyre Size	Pattern	Rim	Tyre Dimension				Tyre Load Limits at Various Max.speed and Various Types of Equipment(kg)				
										Counterbalanced Lift Trucks		Other's Industrial Vehicles		
						S.W.		O.D.		25km/h				
						mm	ins	mm	ins	load	steer	6km/h	10km/h	25km/h
A8VSS303		11ASS369	31×10-20/7.5(10-16.5)	SSS	7.5-20	252	9.9	790	31.1					2740
A8VSS304		11ASS370	33×12-20/7.5(12-16.5)	SSS	7.5-20	287	11.3	832	32.8					3245

Solid PL

PART. No.	CAT. No.	ERP CODE	Tyre Size	Pattern	Rim	Tyre Dimension				Tyre Load Limits at Various Max.speed and Various Types of Equipment(kg)				
										Counterbalanced Lift Trucks		Other's Industrial Vehicles		
						S.W.		O.D.		25km/h				
						mm	ins	mm	ins	load	steer	6km/h	10km/h	25km/h
			12.00-20/10.0	PL	10.0-20	327	12.9	1084	42.7					3245
			18/70-20-29/14.0	PL	14.0-29	457	18.0	1360	53.5					3245

*Solids of WNM, wet-grip and EC are available, please check the manufacturer for special applications.

SOLID

SOLID TYRES

Solid Super-Lug Type

PART. No.	CAT. No.	ERP NO.	Tyre Size	Rim	Pattern	Tyre Dimension				Tyre load capacity(kg)				
										on fork lifts		on other vehicles at max.speed(km/h)		
						O.D.		S.W.		max.speed:25km/h				
						mm	ins	mm	ins	load wheel	steered wheel	6km/h	10km/h	25km/h
A8VSS241			5.00-8/3.00	3.00D-8	OB502	454	17.9	124	4.9	1415	1090	1415	1285	1090
A8VSS242			6.00-9/4.00	4.00E-9	OB502	532	20.9	145	5.7	1885	1450	1885	1710	1450
A8VSS238			6.50-10/5.00	5.00F-10	OB502	578	22.8	165	6.5	2340	1800	2340	2125	1800
A8VSS243			7.00-12/5.00	5.00S-12	OB502	655	25.8	168	6.6	2920	2240	2920	2645	2240
			7.00-15/5.5	5.5-15	OB502	725	28.5	188	7.4	3545	2725	3545	3215	2725
			7.50-15/5.5	5.5-15	OB502	746	29.4	204	8.0	3900	3000	3900	3540	3000
			7.50-15/6.5	6.5-15	OB502	746	29.4	204	8.0	3900	3000	3900	3540	3000
			8.25-15/6.5	6.5-15	OB502	814	32.0	208	8.2	4750	3650	4750	4300	3650
			15X4.5-8/3.00	3.00D-8	OB502	380	15.0	114.5	4.5	1040	800	1040	945	800
			16X6-8/4.33	4.33R-8	OB502	417	16.4	161.5	6.4	1270	975	1270	1150	975
			18X7-8/4.33	4.33R-8	OB502	456	18.0	156	6.1	2145	1650	2145	1945	1650
			21X8-9/6.00	6.00E-09	OB502	530	20.9	182	7.2	2755	2120	2755	2500	2120
			23X9-10/6.50	6.50F-10	OB502	590	23.2	195	7.7	3160	2430	3160	2865	2430
			27X10-12/8.00	8.00G-12	OB502	675	26.6	235	9.3	3900	3000	3900	3540	3000
			28X9-15/7.0	7.0-15	OB502	698	27.5	220	8.7	3445	2650	3445	3125	2650
			200/50-10/6.50	6.50F-10	OB502	458	18.0	196	7.7	2470	1900	2470	2240	1900
			250-15/7.0	7.0-15	OB502	725	28.5	230	9.1	4745	3650	4745	4310	3650
			250-15/7.5	7.5-15	OB502	725	28.5	230	9.1	4745	3650	4745	4310	3650
			300-15/8.0	8.0-15	OB502	825	32.5	259	10.2	5850	4500	5850	5310	4500

Solid Super-Lug Type Easi-Fit

PART. No.	CAT. No.	ERP NO.	Tyre Size	Rim	Pattern	Tyre Dimension				Tyre load capacity(kg)				
										on fork lifts		on other vehicles at max.speed(km/h)		
						O.D.		S.W.		max.speed:25km/h				
						mm	ins	mm	ins	load wheel	steered wheel	6km/h	10km/h	25km/h
			5.00-8	3.00	OB502	454	17.9	124	4.9	1415	1090	1415	1285	1090
			6.00-9/4.00	0.00	OB502	532	20.9	145	5.7	1885	1450	1885	1710	1450
			6.50-10/5.00	5.00F-10	OB502	578	22.8	165	6.5	2340	1800	2340	2125	1800
			7.00-12/5.00	5.00S-12	OB502	655	25.8	168	6.6	2920	2240	2920	2645	2240
			7.00-15/5.5	5.5-15	OB502	725	28.5	188	7.4	3545	2725	3545	3215	2725
			7.50-15/5.5	5.5-15	OB502	746	29.4	204	8.0	3900	3000	3900	3540	3000

*Solids of WNM, wet-grip and EC are available, please check the manufacturer for special applications.

SOLID

SOLID TYRES

Solid Super-Lug Type Easi-Fit

PART. No.	CAT. No.	ERP NO.	Tyre Size	Rim	Pattern	Tyre Dimension				Tyre load capacity(kg)				
										on fork lifts		on other vehicles at max.speed(km/h)		
						O.D.		S.W.		max.speed:25km/h				
						mm	ins	mm	ins	load wheel	steered wheel	6km/h	10km/h	25km/h
			7.50-15/6.5	6.5-15	OB502	746	29.4	204	8.0	3900	3000	3900	3540	3000
			8.25-15/6.5	6.5-15	OB502	814	32.0	208	8.2	4750	3650	4750	4300	3650
A8VSH240			15X4.5-8/3.00	3.00D-8	OB502	380	15.0	114.5	4.5	1040	800	1040	945	800
			16X6-8/4.33	4.33R-8	OB502	417	16.4	161.5	6.4	1270	975	1270	1150	975
A8VSH237			18X7-8/4.33	4.33R-8	OB502	456	18.0	156	6.1	2145	1650	2145	1945	1650
			21X8-9/6.00	6.00E-09	OB502	530	20.9	182	7.2	2755	2120	2755	2500	2120
A8VSH239			23X9-10/6.50	6.50F-10	OB502	590	23.2	195	7.7	3160	2430	3160	2865	2430
			27X10-12/8.00	8.00G-12	OB502	675	26.6	235	9.3	3900	3000	3900	3540	3000
			28X9-15/7.0	7.0-15	OB502	698	27.5	220	8.7	3445	2650	3445	3125	2650
			200/50-10/6.50	6.50F-10	OB502	458	18.0	196	7.7	2470	1900	2470	2240	1900
A8VSH267			250-15/7.0	7.0-15	OB502	725	28.5	230	9.1	4745	3650	4745	4310	3650
A8VSH269			250-15/7.5	7.5-15	OB502	725	28.5	230	9.1	4745	3650	4745	4310	3650
			300-15/8.0	8.0-15	OB502	825	32.5	259	10.2	5850	4500	5850	5310	4500

Solid Super-Lug Type WNM

PART. No.	CAT. No.	ERP NO.	Tyre Size	Rim	Pattern	Tyre Dimension				Tyre load capacity(kg)				
										on fork lifts		on other vehicles at max.speed(km/h)		
						O.D.		S.W.		max.speed:25km/h				
						mm	ins	mm	ins	load wheel	steered wheel	6km/h	10km/h	25km/h
			5.00-8/3.00	3.00D-8	OB502	454	17.9	124	4.9	1415	1090	1415	1285	1090
			6.00-9/4.00	4.00E-9	OB502	532	20.9	145	5.7	1885	1450	1885	1710	1450
			6.50-10/5.00	5.00F-10	OB502	578	22.8	165	6.5	2340	1800	2340	2125	1800
			7.00-12/5.00	5.00S-12	OB502	655	25.8	168	6.6	2920	2240	2920	2645	2240
			7.00-15/5.5	5.5-15	OB502	725	28.5	188	7.4	3545	2725	3545	3215	2725
			7.50-15/5.5	5.5-15	OB502	746	29.4	204	8.0	3900	3000	3900	3540	3000
			7.50-15/6.5	6.5-15	OB502	746	29.4	204	8.0	3900	3000	3900	3540	3000
			8.25-15/6.5	6.5-15	OB502	814	32.0	208	8.2	4750	3650	4750	4300	3650
			15X4.5-8/3.00	3.00D-8	OB502	380	15.0	114.5	4.5	1040	800	1040	945	800
			16X6-8/4.33	4.33R-8	OB502	417	16.4	161.5	6.4	1270	975	1270	1150	975
			18X7-8/4.33	4.33R-8	OB502	456	18.0	156	6.1	2145	1650	2145	1945	1650
			21X8-9/6.00	6.00E-09	OB502	530	20.9	182	7.2	2755	2120	2755	2500	2120
			23X9-10/6.50	6.50F-10	OB502	590	23.2	195	7.7	3160	2430	3160	2865	2430
			27X10-12/8.00	8.00G-12	OB502	675	26.6	235	9.3	3900	3000	3900	3540	3000
			28X9-15/7.0	7.0-15	OB502	698	27.5	220	8.7	3445	2650	3445	3125	2650
			200/50-10/6.50	6.50F-10	OB502	458	18.0	196	7.7	2470	1900	2470	2240	1900
			250-15/7.0	7.0-15	OB502	725	28.5	230	9.1	4745	3650	4745	4310	3650
			250-15/7.5	7.5-15	OB502	725	28.5	230	9.1	4745	3650	4745	4310	3650
			300-15/8.0	8.0-15	OB502	825	32.5	259	10.2	5850	4500	5850	5310	4500

*Solids of WNM, wet-grip and EC are available, please check the manufacturer for special applications.

SOLID

SOLID TYRES

Solid Super-Lug Type Easi-Fit WNM

PART. No.	CAT. No.	ERP NO.	Tyre Size	Rim	Pattern	Tyre Dimension				Tyre load capacity(kg)				
										on fork lifts		on other vehicles at max.speed(km/h)		
						O.D.		S.W.		max.speed:25km/h				
						mm	ins	mm	ins	load wheel	steered wheel	6km/h	10km/h	25km/h
			5.00-8/3.00	3.00D-8	OB502	454	17.9	124	4.9	1415	1090	1415	1285	1090
			6.00-9/4.00	4.00E-9	OB502	532	20.9	145	5.7	1885	1450	1885	1710	1450
			6.50-10/5.00	5.00F-10	OB502	578	22.8	165	6.5	2340	1800	2340	2125	1800
			7.00-12/5.00	5.00S-12	OB502	655	25.8	168	6.6	2920	2240	2920	2645	2240
			7.00-15/5.5	5.5-15	OB502	725	28.5	188	7.4	3545	2725	3545	3215	2725
			7.50-15/5.5	5.5-15	OB502	746	29.4	204	8.0	3900	3000	3900	3540	3000
			7.50-15/6.5	6.5-15	OB502	746	29.4	204	8.0	3900	3000	3900	3540	3000
			8.25-15/6.5	6.5-15	OB502	814	32.0	208	8.2	4750	3650	4750	4300	3650
			15X4.5-8/3.00	3.00D-8	OB502	380	15.0	114.5	4.5	1040	800	1040	945	800
			16X6-8/4.33	4.33R-8	OB502	417	16.4	161.5	6.4	1270	975	1270	1150	975
			18X7-8/4.33	4.33R-8	OB502	456	18.0	156	6.1	2145	1650	2145	1945	1650
			21X8-9/6.00	6.00E-09	OB502	530	20.9	182	7.2	2755	2120	2755	2500	2120
			23X9-10/6.50	6.50F-10	OB502	590	23.2	195	7.7	3160	2430	3160	2865	2430
			27X10-12/8.00	8.00G-12	OB502	675	26.6	235	9.3	3900	3000	3900	3540	3000
			28X9-15/7.0	7.0-15	OB502	698	27.5	220	8.7	3445	2650	3445	3125	2650
			200/50-10/6.50	6.50F-10	OB502	458	18.0	196	7.7	2470	1900	2470	2240	1900
			250-15/7.0	7.0-15	OB502	725	28.5	230	9.1	4745	3650	4745	4310	3650
			250-15/7.5	7.5-15	OB502	725	28.5	230	9.1	4745	3650	4745	4310	3650
			300-15/8.0	8.0-15	OB502	825	32.5	259	10.2	5850	4500	5850	5310	4500

*Solids of WNM, wet-grip and EC are available, please check the manufacturer for special applications.

SOLID

SOLID TYRES

Smooth-Press-On Tyres

PART. No.	CAT. No.	ERP NO.	Tyre Size	Pattern	Tyre Dimension				Tyre Load Limits at Various Max.speed and Various Types of Equipment(kg)									
									Counterbalanced Lift Trucks						Other's Industrial Vehicles			
					S.W.		O.D.		10km/h		16km/h		25km/h					
					mm	ins	mm	ins	load	steer	load	steer	load	steer	6km/h	10km/h	16km/h	25km/h
A8VSI253		11ASI267	14×4.5-8	Smooth	114	4.5	336	13.2	1170	960	1045	875	850	595	1255	920	835	625
A8VSI209		11ASI215	16×5-10.5	Smooth	127	5.0	406	16.0	1510	1240	1345	1130	1095	895	1615	1185	1075	810
A8VSI203		11ASI217	16×6-10.5	Smooth	152	6.0	406	16.0	1910	1570	1705	1435	1390	1140	2050	1500	1365	1025
A8VSI201		11ASI214	15×5-11.25	Smooth	127	5.0	381	15.0	1390	1140	1240	1040	1010	825	1490	1090	990	745
A8VSI210		11ASI216	16.25×5-11.25	Smooth	127	5.0	413	16.3	1525	1250	1360	1140	1105	905	1630	1195	1090	815
A8VSI202		11ASI218	16.25×6-11.25	Smooth	152	6.0	413	16.3	1920	1575	1710	1440	1390	1140	2055	1505	1370	1025
A8VSI211		11ASI221	18×6-12.125	Smooth	152	6.0	457	18.0	2095	1720	1870	1570	1520	1250	2245	1645	1495	1125
A8VSI205		11ASI219	18×7-12.125	Smooth	178	7.0	457	18.0	2550	2095	2275	1910	1850	1520	2730	2005	1820	1365
A8VSI212		11ASI222	21×7-15	Smooth	178	7.0	533	21.0	2870	2355	2560	2150	2085	1705	3075	2255	2050	1535
A8VSI213		11ASI226	21×8-15	Smooth	203	8.0	533	21.0	3380	2775	3020	2535	2455	2010	3620	2655	2415	1810
A8VSI255		11ASI269	22×8-16	Smooth	203	8.0	559	22.0	3500	2875	3125	2625	2540	2085	3750	2750	2500	1875
A8VSI256		11ASI270	22×9-16	Smooth	229	9.0	559	22.0	4030	3310	3600	3025	2930	2400	4320	3170	2880	2445
A8VSI214		11ASI223	22×12-16	Smooth	305	12.0	559	22.0	5625	4620	5020	4220	4085	3350	6025	4420	4015	3015
A8VSI208		11ASI224	22×14-16	Smooth	356	14.0	559	22.0	6685	5490	5970	5015	4855	3980	7165	5255	4775	3580
A8VSI215		11ASI225	28×10-22	Smooth	254	10.0	711	28.0	5465	4490	4880	4100	3970	3255	5860	4295	3905	2930
A8VSI257		11ASI271	28×12-22	Smooth	305	12.0	711	28.0	6740	5535	6015	5055	4895	4010	7220	5295	4815	3610
-		11ASI210	40×16-30	Smooth	406	16.0	1016	40.0	12425	10170	10815	8875	8555	7100	12910	9200	8070	6455
A8VSI216		11ASI220	250×105-170	Smooth	105	4.1	250	9.8	780	640	700	585	570	465	840	615	560	420

Traction-Press-On Tyres

PART. No.	CAT. No.	ERP NO.	Tyre Size	Pattern	Tyre Dimension				Tyre Load Limits at Various Max.speed and Various Types of Equipment(kg)									
									Counterbalanced Lift Trucks						Other's Industrial Vehicles			
					S.W.		O.D.		10km/h		16km/h		25km/h					
					mm	ins	mm	ins	load	steer	load	steer	load	steer	6km/h	10km/h	16km/h	25km/h
A8VSI217		11ASI228	14×4.5-8	Traction	114	4.5	356	14.0	1170	960	1045	875	850	595	1255	920	835	625
A8VSI219		11ASI235	16×5-10.5	Traction	127	5.0	406	16.0	1510	1240	1345	1130	1095	895	1615	1185	1075	810
A8VSI220		11ASI236	16×6-10.5	Traction	152	6.0	406	16.0	1910	1570	1705	1435	1390	1140	2050	1500	1365	1025
A8VSI218		11ASI237	15×5-11.25	Traction	127	5.0	381	15.0	1390	1140	1240	1040	1010	825	1490	1090	990	745
A8VSI221		11ASI227	16.25×5-11.25	Traction	127	5.0	413	16.3	1525	1250	1360	1140	1105	905	1630	1195	1090	815
A8VSI222		11ASI238	16.25×6-11.25	Traction	152	6.0	413	16.3	1920	1575	1710	1440	1390	1140	2055	1505	1370	1025
A8VSI223		11ASI229	18×6-12.125	Traction	152	6.0	457	18.0	2095	1720	1870	1570	1520	1250	2245	1645	1495	1125
A8VSI224		11ASI230	18×7-12.125	Traction	178	7.0	457	18.0	2550	2095	2275	1910	1850	1520	2730	2005	1820	1365
A8VSI225		11ASI231	18×8-12.125	Traction	203	8.0	457	18.0	3005	2465	2680	2250	2180	2145	3215	2360	2145	1610
A8VSI226		11ASI232	21×7-15	Traction	178	7.0	533	21.0	2870	2355	2560	2150	2085	1705	3075	2255	2050	1535
A8VSI227		11ASI233	21×8-15	Traction	203	8.0	533	21.0	3380	2775	3020	2535	2455	2010	3620	2655	2415	1810
A8VSI228		11ASI239	22×8-16	Traction	203	8.0	559	22.0	3500	2875	3125	2625	2540	2085	3750	2750	2500	1875
A8VSI229		11ASI234	22×9-16	Traction	229	9.0	559	22.0	4030	3310	3600	3025	2930	2400	4320	3170	2880	2160

*Solids of WNM, wet-grip and EC are available, please check the manufacturer for special applications.

RUBBER AIR SPRING

Found in july 2005, GUIZHOU CFA GOMMA CO., LTD. is a Joint-Venture owned by Guizhou Qianjin Rubber CO., Ltd. China, C.F. Gomma Co., italy and Fukoku Co., Japan and held by foreign party. The company possesses technical development competence of first class, modern quality control system, advanced professional production line from Europe, test and measurement equipment and rational moderntechnological flow C.F. GOMMA Co., italy. its product quality ranks the first class in the world.

Currently, the company is able to offer rubber air springs of more than 80 specificationsand sizes, it will reach a production capacity up to 400 000 at the end of 2006 and an annual output of 1 million set of air springs will be available in 3 years. Its products have been sold to various areas in the world including Europe. North and South America as well as southeastern Aisa etc. In China, a couple of vehicle manufactuters, e.g. China FAW Group Corp., Dongfeng Motor Corp, Zhengzhou Yutong Bus Co., Ltd., Xiamen King Long United Automotive Industry Co., Ltd. etc. had selected our air springs as OEM part. Meanwhile, the company passed ISO9001:2000 quality system certification, It is expected to pass TS16949 system certificatin in 2007.

The company will make all efforts to supply high-quality products and to be at customers' service at any time. We are willing to design and manufacture special products on customers' requests or with the users' tradermark.

We are willing to create tomorrow's resplendence together with our customers!

Rubber air spring is a flexible part which consists of reinforcement material, inner liner and outer cover of rubber and steel wire bead rings and is shaped in the vulcanzatio process. It is a kind of rubber assemblu with filled compressed air which functions as a spring, making use of compressibility of the air.

According to their construction, the air springs can be divied in 3 types, namely rolling lobe air spring (including rolling lobe with convolve edges), convoluted type air spring and sleeve type air speing(including combined sleeve type air spring which consistes of a damping cylinder and a rubber air bellow).

Beside the same function like as that of metal spring. the rubber air spring has a lot of featutes better than those of metal spring in the actual operation:

- Adjustable strength and load-carrying capacity. With changes of the loads, the spring has ideal performance. It can bear radial and axial loads at the same time while transfer torque. Through adjustment of inside pressure. it is possible to achieve different load-carrying capacity.
- Very good non-linear characteristics;
- Light weight, long service life and quite economical;
- Good performance of isolation of high-frequency vibration and sounds;
- Small installation space and easy to change.
- Adjustable height of the air spring.

Rubber air springs are mainly used for vehicles, lifting devices, Vibration damping devices and other applications such as vibration isolation for precise equipment, missile and controlling of launch devices etc.

FLATPROOF TYRES

The Structure of flatproof tyres

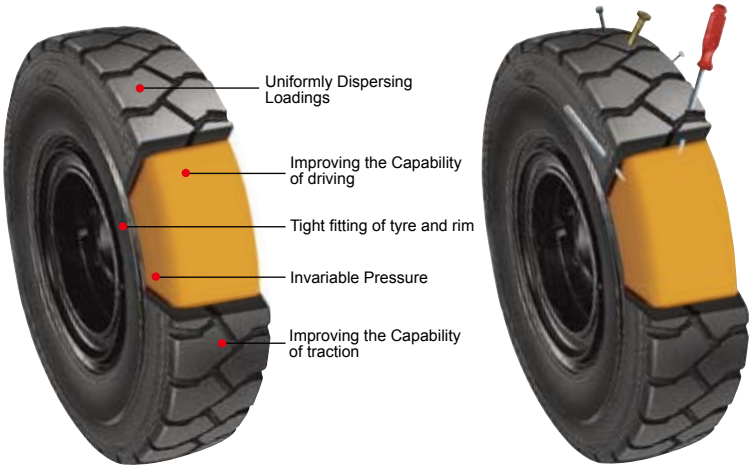

Performance of Flatproof tyres

Even if tyres are driving in the most abominable and dangerous conditions,the vehicles equipped with flatproof tyres can roll over acute-objects such as scrap irons nails,rocks etc.Indeed the tyres even when shot by automatic rifle AK47 also can move on.

- **Vehicles of Military Forces**
- **Vehicles for Other Special Applications**
- **Vehicles of Mining Industry**

Safety	● Avoiding the danger of lost control because of sudden tyre flat. ● Stable driving in the conditions of tough road and overload. ● Enhancing the vehicle's stability which enables to remain. moving even if the tyre flat.
Economical	● Increasing the Performance life by one to two times as.compared with pneumatic tyres. ● Improving the efficiency. ● Decreasing Largely the maintenance cost.
Excellent Capabiliey	● Prolonged performance life due to excellent heart resistance. ● Best quality assurance.
Universality	● All of the pneumatic tyres can be changed to the run flat tyres ● Tyres design according to the client's request ● Flatproof tyres of "ADVANCE" brand in confor mity with Chinese Standard,TRA,ETRTO and JATMA.

Features of Flatproof Tyres

- Driving comfortablely-decreasing the tiredness of driving and improving the efficiently of driving.
- Characterized by excellent damping property-preventing equipment from injure by shaking
- Stable driving property-supporting greater load improv-ing stability, increasing traction.
- Avoiding the risk of air leak and blowing out.
- Wider contact area,chara cterized by big traction in soft and muddy road service.
- Good endurance,all-weateher property,unaffected by extreme temperature.
- Reducing cost in maintenance-reducing tyre rupture and expansion of blot hole,driving comfortably,as pneumatic tyre hardness value 8
- Economical-Saving cost in maintenance and downtime.